



# Radin Mas Primary School

A School Where All Work Hard, Play Hard and Make A Mark

## MAR 2019 - Notification for Parents and Guardians

### CONTENT

- A. THE WEEKS AHEAD
- B. CHINESE READING PROGRAMME
- C. HEALTH ADVISORY & ONLINE TRAVEL DECLARATION FOR MAR SCHOOL HOLIDAYS
- D. P1 INTEGRATED LEARNING TRAIL
- E. P3 CULTURAL CAMP 2019
- F. EARTH HOUR 2019
- G. RMPS FAMILY DAY 2019
- H. NATIONAL PHYSICAL FITNESS ASSESSMENT (NAPFA) 2019
- I. ANNUAL HEALTH VISIT (2019) BY SCHOOL HEALTH SERVICE
- J. P4 PERSONALISED LEARNING THROUGH MULTI-DISCIPLINARY PROJECT WORK (PL-MDPW)
- K. P4 BRING YOUR OWN DEVICE (BYOD) INITIATIVE
- L. ANNEX 1 – P4 RMPS ACCEPTANCE USE POLICY (RMPS AUP) FOR BRING YOUR OWN DEVICE (BYOD)
- M. ANNEX 2 – FATHERS@RMPS 2019 ACTIVITY – FUN WALK AT LABRADOR PARK

### A. THE WEEKS AHEAD

Date	Event Description
Fri, 01.03.2019	P2 My First Outdoor Camp
Thu, 14.03.2019	P1 Integrated Trail: 1A, 1D, 1M, 1S
Fri, 15.03.2019	P1 Integrated Trail: 1R, 1I, 1N
Sat, 16.03.2019 – Sun, 24.03.2019	Term 1 March School Holidays
Tue, 26.03.2019	P3 Cultural Camp
Sat, 30.03.2019	Earth Hour

### B. CHINESE READING PROGRAMME

(Mdm Lee SW, HOD MTL)

To promote a love for reading Chinese storybooks amongst our students, the MT department has subscribed to Wawayaya Joyreader by Creative Technology. This is an App which enables the students to access to a library of graded Chinese eBooks. It is equipped with innovative features which help students read independently with confidence, great interest and ease. Do set aside time daily for your child to use this App to read at least a Chinese eBook. We hope to work in partnership with you to help your child develop a joy in reading Chinese storybooks.

The CL teacher would be informing your child the username and password to login. If you need steps for the installation of the Joyreader App, which works both the Android (Tablets/ Mobile Phones) and iOS (iPads/ iPhones) platforms, please refer to the Joyreader Installation Guide (as attached).

After you have installed the Joyreader App successfully in your device, refer to the User Guide (as attached) to use the App. Should you need assistance on the installation or use of the Wawayaya Joyreader, you may contact Mr Lee from Creative Knowledge Labs Pte Ltd at 6256 1350 or email to [helpdesk@hansvision.com](mailto:helpdesk@hansvision.com)

### C. HEALTH ADVISORY & ONLINE TRAVEL DECLARATION FOR MAR SCHOOL HOLIDAYS

(Mdm SH Nisaa, AM)

All parents/ guardians are encouraged to monitor the health situations in the countries of travel and to refer to the website of the Ministry of Foreign Affairs (MFA) for travel advisories. Please remain vigilant and observe measures recommended by local health authorities when travelling overseas.



Parents/ Guardians travelling overseas should eRegister with MFA at <http://eregister.mfa.gov.sg/> to facilitate contact tracing in the event of an emergency.

Please inform the school of your child(ren)'s travel plans for the School Holidays, by indicating your travel details in SNAAPP under "Forms/ Others" – Travel Declaration from 01.03.2019 onwards. Please note that you can submit Travel Declaration more than once if you are travelling to more than one country and sign on the space given before submitting the information. If you are not able to submit your reply through SNAAPP, please complete the attached form and submit it in hardcopy to the Form Teacher through your child by **Fri, 08.03.2019**. Nil return is necessary.

#### **D. P1 INTEGRATED LEARNING TRAIL**

*(Mrs Doreen Foo, YH LP)*

To imbue in our students, a joy of learning and to provide students with the opportunity to apply the concepts that they have learnt in class to real-life scenarios, all P1 students will be going on an integrated learning trail to River Safari.

The P1 integrated trail to River Safari allows students to develop a deeper understanding of the different types of animals and their life cycles and mathematical concepts such as measurement. This helps to develop the students' critical and inventive thinking skills, communication, collaboration and information skills as they learn best through an authentic setting.

<b>Level</b>	: Primary 1
<b>Date</b>	: 14.03.2019: 1A, 1D, 1M, 1S 15.03.2019: 1R, 1I, 1N
<b>Venue</b>	: River Safari
<b>Time</b>	: 9.15 am – 1.15 pm
<b>Attire</b>	: PE Attire
<b>Things to bring</b>	: Small bag: Writing materials Storybook Snacks & water bottle Clipboard (Optional)
<b>Note</b>	: School reporting and dismissal time will be as normal.

Please complete the acknowledgement under 'Form/ Others' in SNAAPP, by **Friday, 08.03.2019**. For non-SNAAPP users, please fill in the attached Acknowledgement Slip and submit the hard copy to your child's/ wards' Form Teacher by the same date.

#### **E. P3 CULTURAL CAMP 2019**

*(Mdm Lee SW, HOD MTL)*

The Mother Tongue Languages Department is organising a Cultural Camp for Primary 3 students in order to enrich their learning of the Mother Tongue Language and appreciation of the related culture.

Date : Tue, 26.03.2019  
Time : 2.00 pm – 4.30 pm

As students will be dismissed at 4.30 pm, kindly make the necessary transport arrangement for your child after the session.

## **F. EARTH HOUR 2019**

*(Mdm Chan HM, HOD Sc)*

As part of our on-going efforts to inculcate in our students' a sense of care and responsibility for the environment, RMPS will join in the global movement, Earth Hour, organised by World Wide Fund (WWF). Our students and staff will be showing their support by switching off all lights, fans and air-conditioners on **Fri, 29.03.2019** from 11.45 am to 12.15 pm.

In addition, the school wishes to invite your family again this year to join in this global campaign by turning off your lights from 8.30 pm to 9.30 pm on **Sat, 30.03.2019**. This effort will help create a symbolic and spectacular display that shows us that, together, we can make a stand and we have the power to make change happen. You can find out more about this movement at <https://www.earthhour.org/>

Earth Hour 2019 will continue to be a global call to action to every individual, every business and every community. Together, we can make a difference!

## **G. RMPS FAMILY DAY 2019**

*(Mr Idham AA, HOD/PE/CCA/Aes)*

**Date:** Sat, 06.04.2019

**Time:** 8.00 am – 1.00 pm

**Venue:** Radin Mas Primary School (Gather at the Parade Square)

We are pleased to invite you and your family to participate in our RMPS Family Day 2019, jointly organised by RMPS and our key stakeholders School Advisory Committee, Parent Link and Alumni.

This year we will be commencing the event with a mass workout session and have lined up a various activities, performances and lucky draw prizes for the participants.

The Family Day aims to promote bonding among students, parents and the community in a carnival-like atmosphere. There will be fun-filled rides and game booths (such as UFO Bumper Car, Chair Swing, Mini Pirate Ship, Human Foosball, Lord of the Rings, etc.), food stalls, and entertaining busking performances by our students plus many more exciting activities for all to participate in.

Join our Family Day and stand to win attractive lucky draw prizes! Coupons (\$10 per coupon) will be on sale by Parent Link outside the General Office during the 3 recesses every Wednesday and Thursday from 11 March 2019 (except during the school holiday week). Alternatively, coupons can be purchased from the General Office during school hours.

We look forward to your active participation.

## **H. NATIONAL PHYSICAL FITNESS ASSESSMENT (NAPFA) 2019 (For P4 and P6 students)**

*(Mr Idham AA, HOD PE/CCA/Aes)*

The school will be conducting the NAPFA for the Primary 6 and Primary 4 students on **Thu, 11.04.2019** and **Tue, 16.04.2019** respectively. They will be tested on the five static stations. The stations are Inclined Pull-ups, Sit and Reach, Standing Broad Jump, Shuttle Run and Sit-ups. The 1.6 km jog will be tested during their PE lesson within curriculum time.

The schedule is as follows:

**Schedule for P6 NAPFA Test (Thu, 11.04.2019)**

Class	Time (PM)	Venue
6M	1430hrs	ISH Lower Deck
6N	1500hrs	
6I	1530hrs	
6D	1600hrs	
6A1	1630hrs	
6R/ 6A2	1700hrs	

**Schedule for P4 NAPFA Test (Tue, 16.04.2019)**

Class	Time (PM)	Venue
4M	1430hrs	ISH Lower Deck
4N	1500hrs	
4I	1530hrs	
4D	1600hrs	
4A1	1630hrs	
4R/ 4A2	1700hrs	

Kindly prepare your child/ward the following:

- Lunch on the day where he/she will be involved in the assessment.
- Students to be properly attired (i.e. RMPS PE attire, shoes/sport shoes)
- Own transport arrangement home after the assessment.

Please complete the acknowledgement under 'Form/ Others' in SNAAPP, by **Friday, 08.03.2019**. For non-SNAAPP users, please fill in the attached Acknowledgement Slip and submit the hard copy to your child's/ wards' Form Teacher by the same date.

**I. ANNUAL HEALTH VISIT (2019) BY SCHOOL HEALTH SERVICE**

*(Mr Idham AA, HOD PE/ CCA/ Aes)*

Doctors and nurses from School Health Service will be visiting our school from **11.04.2019 to 22.04.2019** to conduct annual health screening of our students.

Only Primary 1 and Primary 5 students are to submit their health booklets to their Form Teacher by **Fri, 29.03.2019**. The Health Promotion Board's (HPB) School Health Service has launched an online portal to enable parents/ guardians of Primary 1 and 5 pupils to submit their child's/ ward's latest medical information and provide consent for immunisation online. You may log in to the online portal via <https://childconsent.hpb.gov.sg> using your SingPass.

International students and those who have lost their health booklets may purchase new health booklets from the General Office at \$1.50 per health booklet.

The table shows a summary of the types of screening provided:

Primary Level	Type of Screening Activity
Primary 1	<ul style="list-style-type: none"> <li>• Vision screening (Eyesight test)</li> <li>• 3D vision screening</li> <li>• Growth &amp; development assessment</li> <li>• Hearing screening</li> <li>• Medical check-up by doctor</li> <li>• Immunisation for students who missed earlier doses</li> </ul> <p><b>Note: Parents/Guardians are to log in to provide consent via <a href="https://childconsent.hpb.gov.sg">https://childconsent.hpb.gov.sg</a> using your Singpass.</b></p>
Primary 2 - 4	<ul style="list-style-type: none"> <li>• Vision screening (Eyesight test)</li> <li>• Review of health conditions where applicable</li> </ul>
Primary 5	<ul style="list-style-type: none"> <li>• Vision screening (Eyesight test)</li> <li>• Colour vision screening</li> <li>• Growth &amp; development assessment</li> <li>• Spinal screening for girls only</li> </ul>

	<ul style="list-style-type: none"> <li>• Medical check-up by doctor</li> <li>• Immunisation</li> </ul> <p><b>Note: Parents/Guardians are to log in to provide consent via <a href="https://childconsent.hpb.gov.sg">https://childconsent.hpb.gov.sg</a> using your Singpass.</b></p>
Primary 6	<ul style="list-style-type: none"> <li>• Vision screening (Eyesight test)</li> <li>• Spinal screening for girls only</li> <li>• Review of health conditions where applicable</li> </ul>

#### J. P4 PERSONALISED LEARNING THROUGH MULTI-DISCIPLINARY PROJECT WORK (PL-MDPW)

(Mdm Wong Pauline, YH MP)

RMPS embarked on PL-MDPW to better engage students and enhance their learning through Self-Directed Learning (SDL) and Collaborative Learning (CoL) activities. Students will be allowed to select a theme of their choice to further engender a sense of ownership. We are writing to seek your support and participation in facilitating the week-long PL-MDPW programme as Parent Facilitators.

Parent Facilitators will:

- provide consultation to students on how to search for appropriate information online,
- guide the students to do a presentation on their preferred theme and

Parent facilitators will be required to be in school for the duration of the PL-MDPW week. If you are able to partner us on this exciting journey with RMPS teachers and students as a Parent Facilitator, please complete your response under 'Forms/ Others' in SNAAPP, by **Wed, 13.03.2019**. For non-SNAPP users, please fill in the attached Response Slip and submit the hard copy to your children's/ wards' form teachers by the same date.

The schedule for the briefing session for parent facilitators is as follows:

Level	Date	Time	Venue
P4	Wed, 27.03.2019	5.00 pm	PAL Room

Primary 4 Schedule																								
	0800	0815	0830	0845	0900	0915	0930	0945	1000	1015	1030	1045	1100	1115	1130	1145	1200	1215	1230	1245	1300	1315	1330	
Mon 08.04.2019					Session 1					Recess				Session 2										
Tue 09.04.2019					Session 1					Recess				Session 2										
Wed 10.04.2019									Session 1			Recess			Session 2									
Thu 11.04.2019									Session 1			Recess			Session 2									
Fri 12.04.2019					Setting up					Celebration of Learning														

#### K. P4 BRING YOUR OWN DEVICE (BYOD) INITIATIVE

(Mr Saravanan S/O S, HOD ICT Covering)

BYOD aims to create a 21<sup>st</sup> century learning environment in which students will be provided with equitable access to technology for them to become self-directed learners and collaborative team players. In addition, they will also learn how to handle computing devices in a productive and responsible manner. RMPS implemented BYOD at P4 and

P5 successfully in 2016. Many students brought their own authorized technology devices and had an exciting time of engaged learning with their friends during the PL-MDPW week.

Once again, we ask for parents' support in allowing P4 students to bring their own authorised technology devices to school to enhance learning in the classroom during their PL-MDPW Week in T2Wk3.

### Specifications of Authorized Technology Devices

Laptops, netbooks, eReaders, iPads and android tablets with either Windows or Apple operating systems are permitted on the school's network. The device should have a minimum display screen size of 7.9 inches (diagonal).



In order to connect to the RMPS Segregated Wireless Network (SWN), the device must meet the prerequisite requirements stated in the table below.

<b>Operating System</b>	Windows Vista / 7 / 8, Apple MacOS, Apple IOS or Android
<b>Updated Web Browser</b>	Internet Explorer (Version 9 or newer), Firefox (Version 15 or newer) and/ or Google Chrome. All of these web browsers can be downloaded free of charge.
<b>Software Applications</b>	Microsoft Office 2007 or newer with Microsoft Word, Microsoft Excel and Microsoft PowerPoint

Please ensure that all technology devices are fully charged so that battery life will not affect proper operation during the school day. Please complete your response under 'Forms/ Others' in SNAAPP, by **Wed, 13.03.2019**. For non-SNAAPP users, please fill in the attached Response Slip and submit the hard copy to your children's/ wards' form teachers by the same date.

Prepared by

Mdm Siti Hidayatun Nisaa  
Administration Manager

Endorsed by

Mr Muhammad Farizal Bin Umar Effendi  
Principal

SUMMARY OF DEADLINES				
Item No.	Level	Event Description	Remarks	Deadline
C	P1 – P6	ONLINE TRAVEL DECLARATION FOR MAR SCHOOL HOLIDAYS	Submission via SNAAPP or hardcopy	Fri, 08.03.2019
D	P1	P1 INTEGRATED TRAIL	Acknowledgement via SNAAPP or hardcopy	Fri, 08.03.2019
H	P4 and P6	NATIONAL PHYSICAL FITNESS ASSESSMENT (NAPFA)	Acknowledgement via SNAAPP or hardcopy	Fri, 08.03.2019
I	P1 and P5	ANNUAL HEALTH VISIT (2019) BY SCHOOL HEALTH SERVICE	Submit health booklets to Form Teachers	Fri, 29.03.2019
J	P4	P4 PERSONALISED LEARNING THROUGH MULTI-DISCIPLINARY PROJECT WORK (PL-MDPW)	Acknowledgement via SNAAPP or hardcopy	Wed, 13.03.2019
K	P4	P4 BRING YOUR OWN DEVICE (BYOD) INITIATIVE	Acknowledgement via SNAAPP or hardcopy	Wed, 13.03.2019

## ANNEX 1

### **P4 RMPS ACCEPTANCE USE POLICY (RMPS AUP) FOR BRING YOUR OWN DEVICE (BYOD)**

*(Mr Saravanan S/O S, HOD ICT Covering)*

The RMPS AUP is an agreement which outlines the responsibilities for students and parents concerning BYOD. The document addresses concerns and provides guidelines for the proper usage of the technology devices. In order for a student to use his or her technology device in BYOD, parents/ legal guardians must read and acknowledge that they have read the attached RMPS AUP. When a student brings his/ her own devices to school, it is mandatory that he/ she utilise the RMPS Segregated Wireless Network (SWN) only.

We thank you in advance and look forward to your support in making your child's Personalised Learning through MDPW an even more enriching experience.

#### **SWN Guidelines**

1. Students must use the school's SWN network and not a cell phone or service provider's data network (e.g. 3G, 4G, LTE) or any other wired or wireless network.
2. They must log into SWN using their wireless ID, and sign in using their assigned username and password.
3. By authenticating and logging into the wireless network, the student agrees to comply with the terms of the user policy.
4. Students must use the SWN only for school-related activities and not tamper with the network outlets in any way.
5. Students should be considerate and not engage in actions or activities that interfere with the functions of the systems, cause congestion to the network or interfere with the work of others.
6. Students are responsible for abiding by the guidelines set out in this AUP.
7. Students may access social media for educational use in accordance with their teacher's approved plan.
8. Students who disregard this policy and its accompanying procedures may have their user privileges suspended or revoked, and disciplinary action taken against them.

#### **Students must respect and protect the privacy of others by doing the following:**

1. Use only assigned network and user accounts.
2. Seek a file's owner's permission for using or altering his/ her file.
3. Refrain from distributing private information about others or themselves.
4. Using the camera function only with the permission of the teachers and upon permission granted by the subject of the photo or video.

#### **Students must respect and protect the intellectual property of others by doing the following:**

1. Seek permission and acknowledge the owners of the materials in their presentation.
2. Report any copyright infringement; do not assist or participate in such activities.
3. Respect the rights of others by complying with all the school policies regarding the protection and use of intellectual property.
4. Ask for permission if they need to install any software in the local hard disk or server drives.
5. Comply with the guidelines of any third party organization that the School may from time to time agree to adopt for its implementation.

*Failure by users to observe the abovementioned policies may result, whether directly or indirectly, in the school being involved in claims and/ or suffering damages, losses and expenses. A user shall indemnify the school and its officers for any such claims, damages, losses and expenses resulting from the user's failure to observe any of the above stated policies.*

**Students must respect and practise the principles of online community by doing the following:**

1. Communicate only in ways that are kind and respectful.
2. Report threatening or discomfoting materials to a teacher.
3. Encourage others not to access, transmit, copy, or create mobile apps, websites, or other material with inappropriate information, content, ads, or any material that is not age or school appropriate.
4. Discourage and report any accessing, transmitting, copying, or creating of material that violates the school's code of conduct (such as messages/ content that are pornographic, threatening, rude, discriminatory, or meant to harass).
5. Discourage and report any online acts that are criminal or violate the school's code of conduct.
6. Use another student's device only when specifically permitted by that student and with the permission of a school administrator or teacher.
7. Avoid spam, chain letters, or other mass unsolicited mailings.
8. Refrain from involvement in buying, selling, advertising or other businesses.

**Accounts & Passwords**

1. Accounts and passwords are assigned to individual users and are not to be shared. Users are solely responsible for all functions performed from their assigned accounts and passwords.
2. Using another person's accounts and passwords, with or without the person's permission, is a serious violation.
3. Users should avoid, discourage or report any attempts to crack, copy and/or capture another person's computer password or email account.

**Email, Web and Learning & Management Systems**

The following conduct and actions are strictly prohibited:

1. Sending/ posting of pornography or defamatory materials/ messages.
2. Sending forged email or posting forged messages, impersonating another person or sending email anonymously.
3. Making changes to one's personal learning device's system configuration that would interfere with the school's management and monitoring systems.
4. Flooding a user or a site with a very large volume of email.

**Students must ensure the safety of their own devices by doing the following:**

1. Be responsible and exercise care in carrying and using their devices.
2. Ensure that all classroom doors are locked whenever the class has to move to another venue for lessons.
3. Report any suspicious character inside or near the classroom to any teacher or at the General Office.
4. Secure their devices and not leave them in the school premises overnight.

**Students must ensure that their devices have sufficient battery life by doing the following:**

1. Charge the technology devices fully before coming to school.

*Violations of the above policies, regulations, or school rules involving a student's personal electronic device may result in the loss of use of the device in school and/ or disciplinary action. The school reserves the right to inspect a student's personal electronic device if there is reason to believe that the student has violated board policies, regulations, school rules or has engaged in other misconduct while using their personal electronic device. Any search will be conducted in compliance with school policies.*





Parent Link @ Radin Mas Primary School  
No 1, Bukit Purmei Avenue, Singapore 099840 | ✉ : [parentlinkrmps@gmail.com](mailto:parentlinkrmps@gmail.com)

## **Fathers@RMPS 2019 Activity – Fun Walk at Labrador Park**

Hi Dads and Children,

Fathers@RMPS just organized “Breakfast with Dad 2019” and we hope to bring you even more fun-filled activities this year. Please join us in taking an enjoyable stroll along one of the nature trails with rich biodiversity and interesting war relics at Labrador Nature Reserve. It is definitely one of the best opportunities to catchup with your Dad!! Do join us for this activity!

Event: Fathers@RMPS, Fun walk at Labrador Park  
Date: Saturday, 23<sup>rd</sup> March 2019  
Time: 7.30am to 10:00am.  
Starting Point: Labrador MRT Station Exit A  
Register: <http://fathers.comma.sg>



Come on Dads ... join us in this meaningful journey with your children! Register now and we'll see you soon!



Fathers@RMPS  
Radin Mas Primary School – Parent Link



✉ : [FathersRMPS@gmail.com](mailto:FathersRMPS@gmail.com)



Like us! Fathers at RMPS



**TRAVEL DECLARATION: MAR SCHOOL HOLIDAYS**

(For non-SNAAPP users, please submit the completed Response Slip to your children's/ wards' Form Teachers by **Fri, 08.03.2019**)

Name of Student : \_\_\_\_\_  
BC No. : \_\_\_\_\_  
Class (if applicable) : \_\_\_\_\_  
Gender : F / M

This is to inform the school that I / my child / my ward will be traveling to the following country / countries during the school vacation. The details are listed below:

Country of Intended Travel	Period of Stay	
	From	To

*Important Notes:*

- 1. Where possible, please also provide details of country and date of transit if you/ your child / your ward will be stopping over at any other country while travelling.
- 2. If your child / ward will not be traveling, please return the form with a NIL return.

Name of \*Parent/ Guardian : \_\_\_\_\_  
Signature : \_\_\_\_\_

**P1 INTEGRATED TRAIL**

**Acknowledgement Slip**

(For non-SNAAPP users, please submit the completed Response Slip to your children's/ wards' Form Teachers by **Friday, 08.03.2019**)

I have read Item D of the Mar 2019 Notification for Parents/ Guardians and have taken note of the contents.

Name of Child: \_\_\_\_\_ Class: \_\_\_\_\_  
Name of Parent: \_\_\_\_\_ Contact No: \_\_\_\_\_  
E-mail Address: \_\_\_\_\_ Signature: \_\_\_\_\_

**NATIONAL PHYSICAL FITNESS ASSESSMENT (NAPFA) 2019**

**Acknowledgement Slip**

(For non-SNAAPP users, please submit the completed Response Slip to your children's/ wards' Form Teachers by **Friday, 08.03.2019**)

I have read Item H of the Mar 2019 Notification for Parents/ Guardians and have taken note of the contents.

Name of Child: \_\_\_\_\_ Class: \_\_\_\_\_  
Name of Parent: \_\_\_\_\_ Contact No: \_\_\_\_\_  
E-mail Address: \_\_\_\_\_ Signature: \_\_\_\_\_

=====

**P4 PERSONALISED LEARNING THROUGH MULTI-DISCIPLINARY PROJECT WORK (PL-MDPW)  
RESPONSE SLIP**

(For non-SNAAPP users, please submit the completed Response Slip to your children's/ wards' Form Teachers by **Wed, 13.03.2019**)

I am able to volunteer as a **Parent Facilitator** for the P4 Personalised Learning through MDPW.  
(From: 08.04.2019 to 12.04.2019).

Name of Child:	_____	Class:	_____
Name of Parent:	_____	Contact No:	_____
E-mail Address:	_____	Signature:	_____

=====

**P4 BRING YOUR OWN DEVICE (BYOD) INITIATIVE  
RESPONSE SLIP**

(For non-SNAAPP users, please submit the completed Response Slip to your children's/ wards' Form Teachers by **Wed, 13.03.2019**)

I have read and will educate my child/ ward to adhere to the **RMPS Acceptable Use Policy** for BYOD.

Please indicate with a  $\checkmark$  accordingly:

- My child/ ward **will be** bringing his/ her technology device to school, for use during the MDPW.
- My child/ ward **will not be** bringing his/ her technology device to school, for use during the MDPW.

Name of Child:	_____	Class:	_____
Name of Parent:	_____	Contact No:	_____

## Account Login Guide for School Students

For Android phone/tablet users

1. Go to the **PlayStore** and search for **Wawayaya Joyreader**. Tap on Install. Alternatively, open a web browser and type <http://www.hansvision.com/Others/JoyReader> On the webpage, tap on the **Android Download** button to download and install.
2. Once Joyreader app is installed, tap on **Open**.

### 安卓手机/平板用户

1. 到 **PlayStore** 搜寻 **Wawayaya Joyreader** 并点击安装。  
您也可以到网页搜寻 <http://www.hansvision.com/Others/Joyreader> 。在网页里点击**安卓的下载**选择便行。
2. 当下载完毕的时候，点击**打开**。

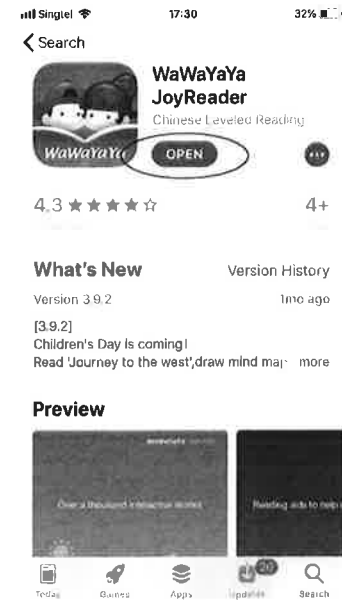


## For iOS (iPhone/iPad) users

1. Go to the **Appstore** and search for Wawayaya Joyreader. Alternatively, open a **web browser** and type <http://www.hansvision.com/Others/Joyreader> On the webpage, tap on the **iOS Download** button to download and install.
2. Tap on the **Install button/Cloud icon** to install the application.

### iOS (苹果手机/平板) 用户

1. 到 **Appstore** 搜寻 **Wawayaya Joyreader**。  
另外，您也能够到网页中搜寻 <http://www.hansvision.com/Others/Joyreader> 。在网页内点击 **iOS 的下载**选择便行。
2. 点击**下载/云**的标志就能下载软件。



# We have books!



Step 1:

This is the first page you will come to when you open the app for the first time. Just **swipe left twice**.

当您第一次打开应用程序时，您将会看见这一页。您只需向左划两下。



# Know yourself!



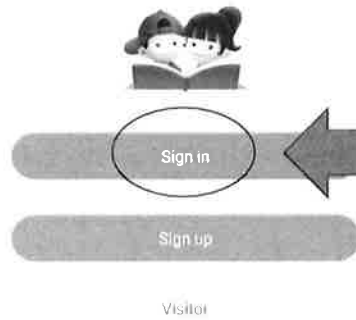
Let's get started >

Step 2:

After Swiping you will see this page. Just tap on "**Let's get started**" as seen in the bottom right of the screen.


您将会来到这一页，只需点击屏幕右下角的“我们开始吧”，即可开始登陆。





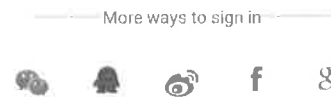
**Step 3:**  
This is the main login page. Just tap on **"Sign in"** if you have an account given to you.

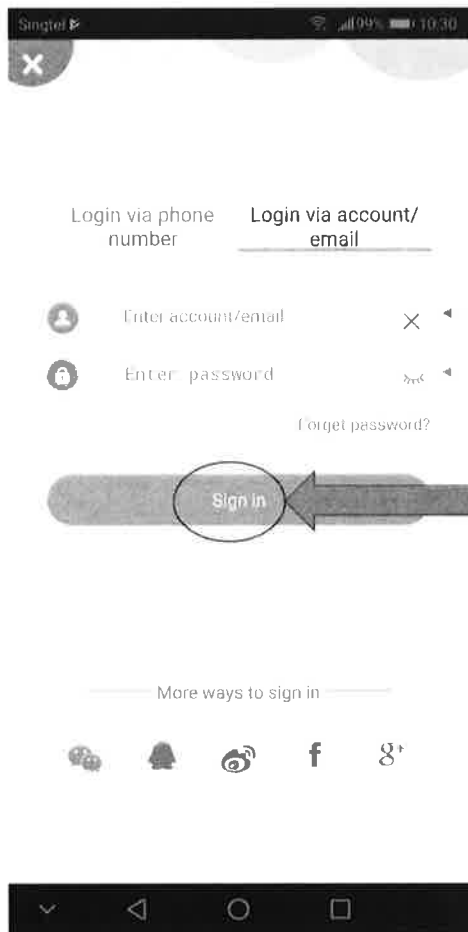
这是登陆页面的主目录。只需在这一页点击“登入”即可。



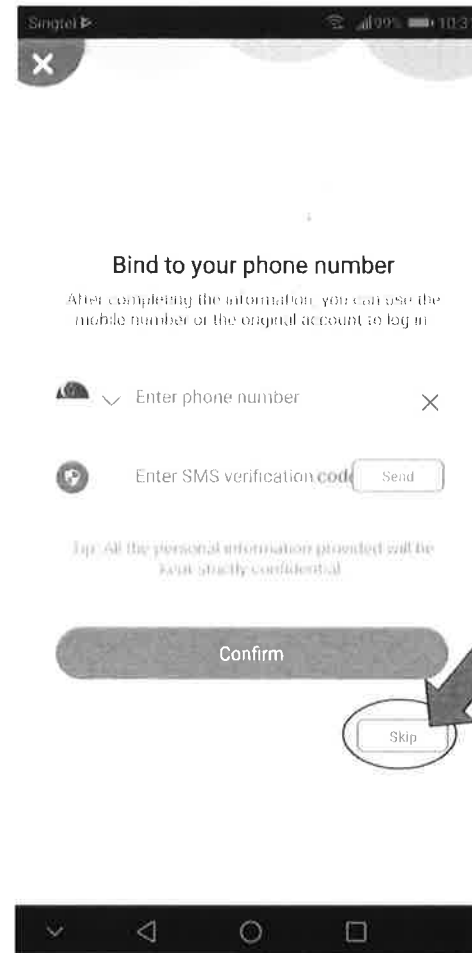
**Step 4:**  
At this page, you will be prompted to login via phone number. Please ignore this setting and proceed to tap on **"Login via account/ email"**.

在这一页。您将会被要求以手机号码登入。请无视这个登入方式并点击“以账号或电邮登入”。






**Step 5:**  
In this page, just key in the account Username and Password given to you by the school or upon purchase. Tap on "Sign in".  
在这里输入购买时被提供/学校给予您的账号名称以及密码，并点击“登入”。



**Step 6:**  
After tapping on "Sign in" you will be prompted to bind your phone number again. Please ignore this again and tap on "Skip".  
点击“登入”后您将会被要求绑定手机号码。请再次无视这个要求并点击右下角的“跳过”选择。






Step 7:  
You should now arrive at the  
Main Page of the application!  
Enjoy reading!  
您将会进入到应用程序的首  
页！祝您阅读愉快！



## USER GUIDE FOR JOY READER APP

### A. HOW TO LOGIN TO READ EBOOKS

1. Tap on  after you have installed the app on your device.
2. Select "Mine" and tap "Sign in / Register".



3. At the login screen, key in given username and password and tap "Sign In"










4. Select books according to your preferred categories by tapping on "Library".




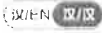

### B. EBOOKS FEATURES

1. Select your preferred reading mode by tapping on the top right hand corner.  
"Read to Me" – System will automatically read out like a story telling mode.  
"Read by Myself" – Read at your own pace by swiping the pages across the screen.



2. To add book to "Your Favorite", tap 
3. For story audio to playback, tap 
4. To adjust the speed, tap 
5. To record your reading, tap 
6. To evaluate your reading by the system, tap 
7. To hide the Hanyu Pinyin, tap 
8. To hide the English subtitles, tap  (some books may not have this function)
9. To display e-dictionary of the Chinese word, tap on any word.



10. Tap  next to the word to hear the pronunciation.
11. Toggle between Chinese-English or Chinese-Chinese edictionary, tap 
12. To view the evolution of the Chinese word, tap 



13. To show the chinese character stroke animation, tap on any Chinese character,



14. Tap "Mine" to access to:

"My Books" – Books that you have already read

"My Favorites" – Books that you have bookmarked as Favorite

"Parent's Choice"- Books that parents can select for child to read

"Teachers Recommendations" – Books that teachers recommend child to read

15. To search for a particular book, select "Library" tab and tap on the "Search" button



### C. FOR PARENTS

Parents can select books for your child and track their reading progress.

1. For Parents to connect to your child's account, you will need to sign up a new account. Tap on "Mine", "Sign In / Register" and "Create a new Wawayaya account".




2. Choose your role as "Parent" and tap "Next", and "Finish".




3. To connect to your child's account, select "Main" and tap "Parent".




4. To track your child's reading progress, tap  to link to their accounts.

5. Key in your child's account code or by using the QR code and tap "Link".



Your child's account code can be found at their account, "Mine", "Settings", "Account Information", "My Code".

6. To select books for your child, tap "Select Books" on top right hand corner or tap "Choose books".



7. To read a synopsis of a book, tap on the book cover.



8. To recommend a book to your child, tap "Recommend to Children". Tap "OK" to confirm.

To leave comments, tap "Comments".



9. To track your child's reading progress, tap "Reading Report".



10. You will be able to review how many books have been read and how much time was taken.



#### D. ACCOUNT INFO & SETTINGS

1. To view Account Info, Change Password, tap "Mine", "Settings", "Account Information", "Change Password"



Sign Out



