



# Radin Mas Primary School

A School Where All Work Hard, Play Hard and Make A Mark

## FEB 2019 - Notification for Parents and Guardians

### CONTENT

- A. THE WEEKS AHEAD
- B. TOTAL DEFENCE DAY COMMEMORATION
- C. SCHOOL DENTAL SERVICE (SDS) – CHILD CONSENT PORTAL *(For P1 students only)*
- D. CCA AND CLASS PHOTO-TAKING 2019
- E. P2 MY FIRST OUTDOOR CAMP
- F. P4 OUTDOOR ESCAPADE CAMP
- G. UPDATES TO SWIMSAFER PROGRAMME *(For P4 students only)*

### A. THE WEEKS AHEAD

Date	Event Description
Fri, 01.02.2019	P6 Parent-Teacher Meeting
Mon, 04.02.2019	Chinese New Year Celebration <i>(Note: School functions from 7.45 am to 10.15 am)</i>
Tue, 05.02.2019 – Wed, 06.02.2019	Public Holiday – Chinese New Year
Tue, 12.02.2019	Photo-Taking for P1 and P6 Students for the School Smart Cards (SSC)
Mon, 18.02.2019 – Tue, 19.02.2019	CCA and Class Photo-Taking 2019
Thu, 21.02.2019 – Fri 22.02.2019	P4 Outdoor Escapade Camp
Fri, 01.03.2019	P2 My First Outdoor Camp

### B. TOTAL DEFENCE DAY COMMEMORATION

*(Mdm Marianna Binte MH, HOD CCE)*

The theme for Total Defence Day (TDD) is **Together We Keep Singapore Strong**. Each year, Singapore commemorates TDD on 15 February – the day Singapore fell to the Japanese in 1942.

Singapore has remained safe and peaceful over the past 53 years because of all Singaporeans' efforts in carrying out Total Defence. It continues to be relevant because the threats we face today require everyone to come forth and play their part. Through the commemoration of TDD in schools, we hope to encourage our youth to put Total Defence into action in their daily lives by reaching out to one another, forging new relationships and strengthening existing ones to keep Singapore strong and resilient because our greatest strength lies in the unity and resilience of our people. Our school will commemorate TDD from Thu, 07.02.2019 to Wed, 13.02.2019.

Our Primary 6 NE/VIA Ambassadors will be anchoring this commemoration, by re-enforcing the various pillars of defence through interactive recess activities. The school has also invited the Housing & Development Board (HDB) for an assembly programme on Wed, 13.02.2019, and to set up exhibition panels on gracious and responsible heartland living, which enhances the messages of social defence.

### C. SCHOOL DENTAL SERVICE (SDS) – CHILD CONSENT PORTAL *(For P1 students only)*

School Dental Service (SDS) provides free dental services in school dental clinics and mobile dental clinics for Primary and Secondary students to promote good oral health for life. Students who are in the school dental programme will be screened and treated by SDS. SDS requires parent's/ guardian's consent via the link <https://childconsent.hpb.gov.sg> When submitting the dental consent, parents/ guardians are required to provide your child's medical information as well.



#### **D. CCA AND CLASS PHOTO-TAKING 2019**

*(Mdm SH Nisaa, AM)*

The CCA and Class photography sessions have been scheduled for Mon, 18.02.2019 and Tue, 19.02.2019. Kindly ensure that your child/ ward is in his/ her CCA uniform for the CCA photo-taking session and in his/ her school uniform for the class photo-taking session on the respective days.

#### **E. P2 MY FIRST OUTDOOR CAMP**

*(Mr Idham AA, HOD PE/CCA/Aesthetics)*

The PE Department's Outdoor Education programme at Radin Mas aims to equip our students with the necessary knowledge, skills and attitudes to explore the natural and urban environments safely and responsibly. Our P2 students will be embarking on their very first outdoor camp, which is a day trip to Henderson Waves and Telok Blangah Hill Park on **Friday, 01.03.2019**. We hope to engage their sense of adventure through the exploration of both natural and urban environments in our neighbourhood.

The objectives of the P2 My First Outdoor Camp are to teach our students to appreciate nature and care for the environment around the school, and cultivate the value of respect for self and others by fostering positive relationships with their classmates and teachers. The highlight of the camp is a hike to Henderson Waves, where students will participate in a variety of games and fun-filled activities to develop their problem solving, collaborative and communication skills.

As the camp is part of our school's co-curriculum, every student is required to attend the camp. Please be assured that your child will be in a safe environment and every possible measure will be taken to ensure his/ her safety during the camp. Students who is unable to attend the camp due to valid medical reason must submit a letter of excuse with supporting document(s) to their Form Teacher. Please note that students who are unable to attend the camp will be required to report to school as usual. An alternative programme will be arranged for them.

The details of the P2 camp are as follows:

Date	: Fri, 01.03.2019
Time	: Assemble at school hall by 7.35 am Dismiss from school at 1.15 pm
Venue	: RMPS, Henderson Waves and Telok Blangah Hill Park
Attire	: PE attire and school shoes (sports shoes are allowed)
Things to bring	: Small bag, storybook, pencil and eraser, hat/cap, raincoat/umbrella, insect repellent, water bottle and some snacks (preferably buns, fruit, bread).

Please complete the acknowledgement under 'Forms/ Others' in SNAAPP, by **Friday, 08.02.2019**. For non-SNAPP users, please complete the attached Acknowledgement Slip and submit the hard copy to your children's/ wards' Form Teachers by the same date.

#### **F. P4 OUTDOOR ESCAPADE CAMP**

*(Mr Idham AA, HOD PE/CCA/Aesthetics)*

As part of the school's Outdoor Education programme, students at the Primary 4 level will go through a variety of experiential learning activities and learn useful camp crafts such as outdoor cooking, basic knot tying, lashing, tent pitching and navigating their way around. Through the P4 camp, students will be provided with opportunities to build character and demonstrate responsible leadership as they work and communicate effectively in teams to overcome challenges. This is a lead up from their Primary 3 camp where they learnt how to prepare for an overnight camp.

Students will also go on a self-guided trail around the Singapore Zoo that enhances their learning on multi-disciplinary concepts and knowledge about wildlife.

As the camp is part of our school's co-curriculum, every student is required to attend the camp. Students who are unable to attend the camp due to valid medical reasons, must submit a letter of excuse with supporting document(s) to their Form Teacher. Please note that students who are unable to attend the camp will be required to report to school as usual. An alternative programme will be arranged for them.

Please be assured that your child/ ward is in a very safe environment and every possible measure is taken to ensure his/ her safety during the duration of the camp. They will be sleeping in tents at the Singapore Zoo. A packing list will be given to the students.

#### Details of P4 Camp

Date : Thu, 21.02.2019 to Fri, 22.02.2019  
Time : Arrival - Report to school as usual by 7.35 am in school on Thu, 21.02.2019  
Dismissal - Students will be dismissed from school by 1.15 pm on Fri, 22.02.2019  
Venues : Singapore Zoo

The cost of the camp is \$105.00 per student. After school subsidy, students need to co-pay only \$50.00. The amount will be reflected in the School Bill for P4 for 2019.

Please complete the acknowledgement under 'Forms/ Others' in SNAAPP, by **Friday, 08.02.2019**. For non-SNAPP users, please complete the attached Acknowledgement Slip and submit the hard copy to your children's/ wards' Form Teachers by the same date.

#### **G. UPDATES TO SWIMSAFER PROGRAMME** *(For P4 students only)*


*(Mr Idham AA, HOD PE/CCA/Aesthetics)*

The SwimSafer programme aims to teach swimming proficiency and water survival skills to children to minimize drowning incidences in a fun manner. In 2018, your child/ ward participated in the newly enhanced **SwimSafer 2.0** programme with an emphasis on more rigorous water survival and swimming competency skills. SwimSafer 2.0 comes with a revised syllabus and assessment, which includes an online theory test component.


The programme service provider no longer prints out swimming certificates for the children who passed both the practical and online theory test. It can only be accessed via the web-based ActiveSG Portal at <https://members.myactivesg.com/auth>.

To gain access to the SwimSafer 2.0 E-certificates, you would need to sign up as a member (if you have not already done so) at <https://members.myactivesg.com/auth> and tag your child as a supplementary member. Attached is a guide on how to sign up as an ActiveSG member, tagging your child as a supplementary account holder and how to access the SwimSafer E-certificate.

Prepared by

  
Mdm Sifi Hidayatun Nisaa  
Administration Manager

Endorsed by

  
Mr Muhammad Farizal Bin Umar Effendi  
Principal

SUMMARY OF DEADLINES				
Item No.	Level	Event Description	Remarks	Deadline
E	P2	P2 MY FIRST OUTDOOR CAMP	Acknowledgement via SNAAPP or hardcopy	Fri, 08.02.2019
F	P4	P4 OUTDOOR ESCAPADE CAMP	Acknowledgement via SNAAPP or hardcopy	Fri, 08.02.2019

=====

**P2 MY FIRST OUTDOOR CAMP**

**Acknowledgement Slip**

(For non-SNAAPP users, please submit the completed Response Slip to your children's/ wards' Form Teachers by **Friday, 08.02.2019**)

I have read **Item E** of the February 2019 Notification for Parents/ Guardians and have taken note of the contents.

Name of Child: \_\_\_\_\_ Class: \_\_\_\_\_  
 Name of Parent: \_\_\_\_\_ Contact No: \_\_\_\_\_  
 E-mail Address: \_\_\_\_\_

=====

**P4 OUTDOOR ESCAPADE CAMP**

**Acknowledgement Slip**

(For non-SNAAPP users, please submit the completed Response Slip to your children's/ wards' Form Teachers by **Friday, 08.02.2019**)

I have read **Item F** of the February 2019 Notification for Parents/ Guardians and have taken note of the contents.

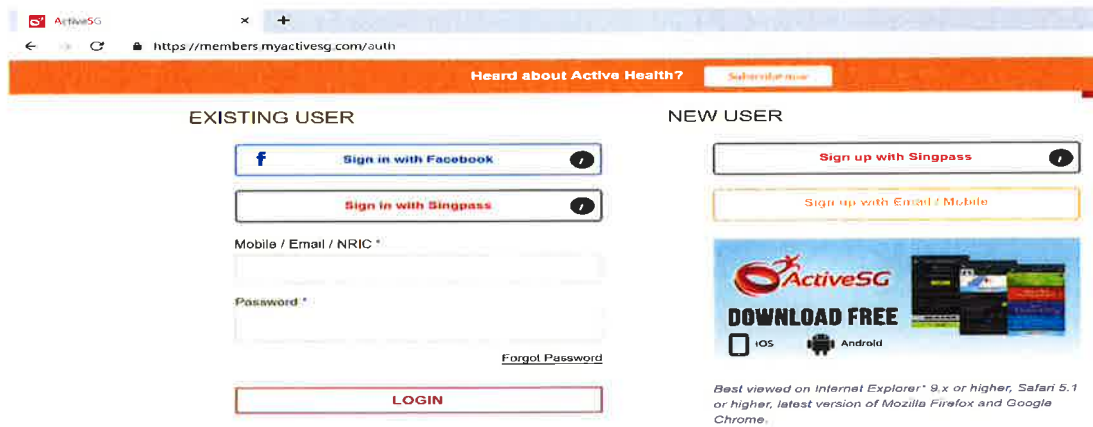
Dietary requirement :  Vegetarian  Non-vegetarian (Please tick accordingly)

Name of Child: \_\_\_\_\_ Class: \_\_\_\_\_  
 Name of Parent: \_\_\_\_\_ Contact No: \_\_\_\_\_  
 E-mail Address: \_\_\_\_\_

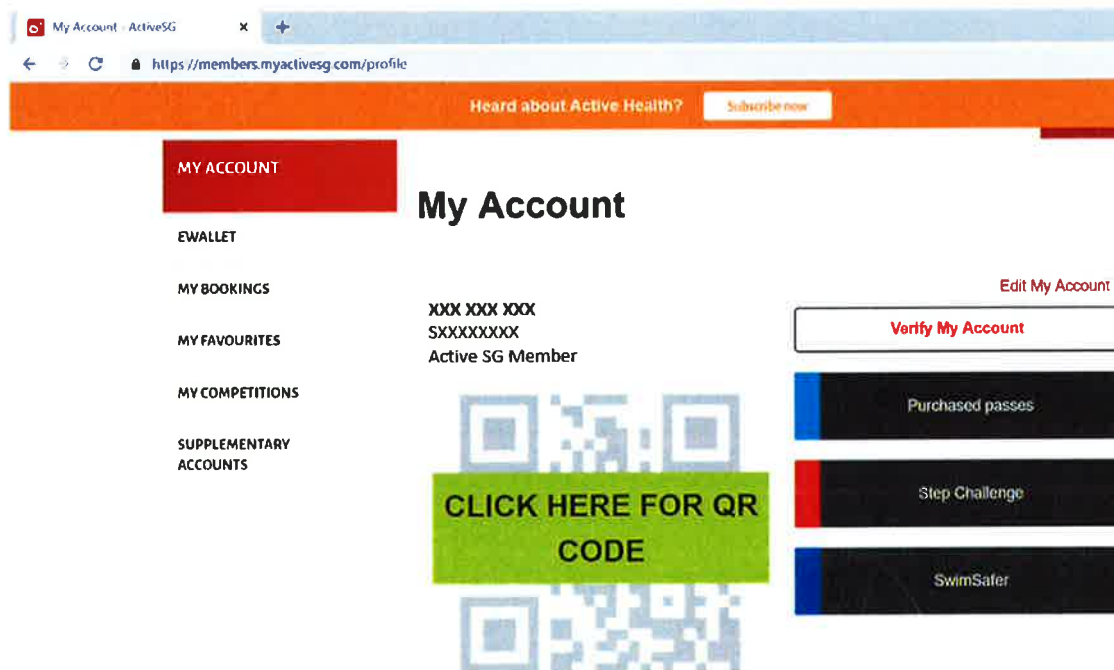
## Guide to accessing the SwimSafer Programme swimming certificate

Step 1: Go to <https://members.myactivesg.com/auth>

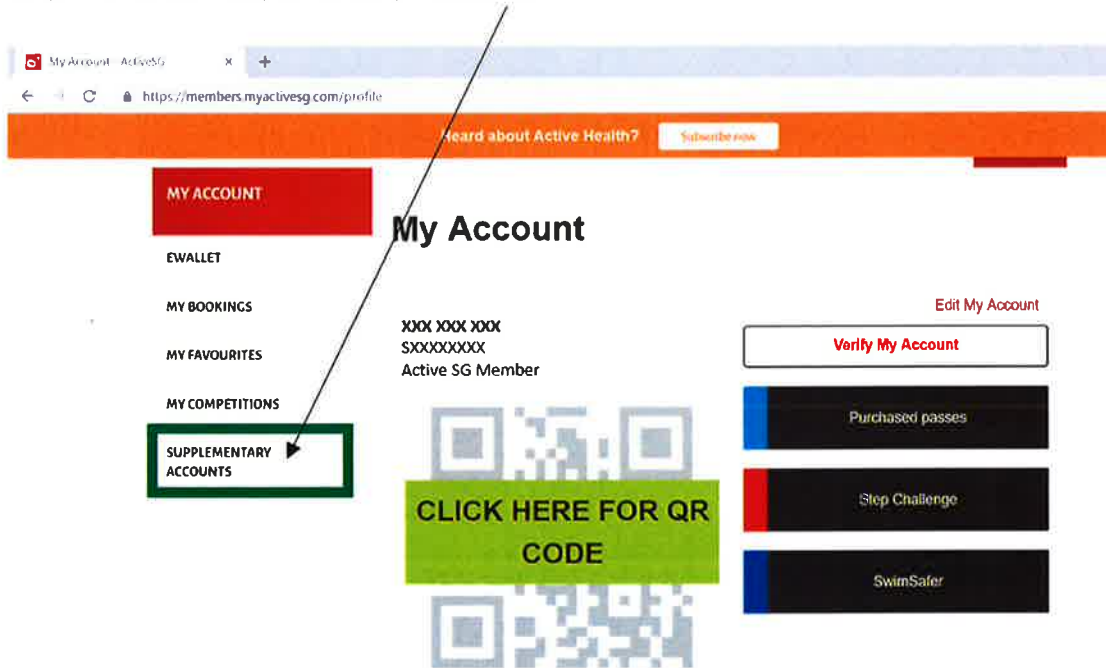
Step 2: Login as an existing user or register as a new user with either your Singpass or your Email/Mobile Number.



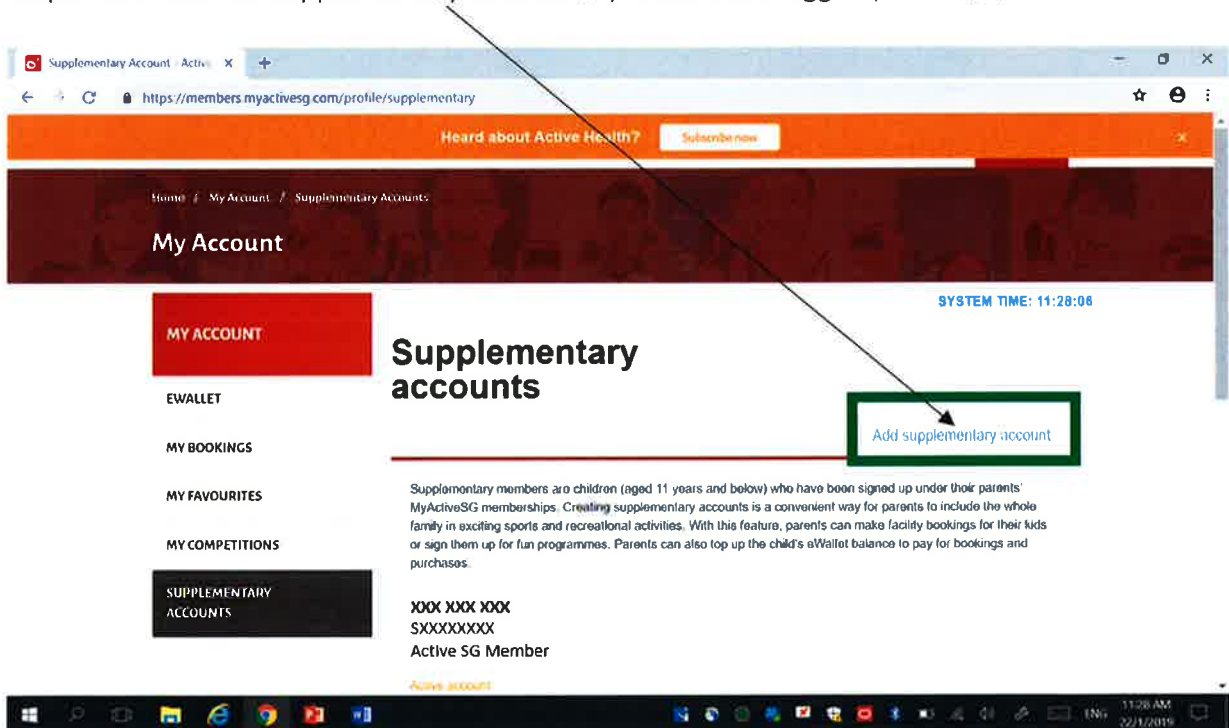
Step 3: Once you have become a member and log in, you will be directed to the page below.



Step 4: Click on 'Supplementary Accounts'



Step 5: Click on 'Add supplementary account' if you have not tagged your child.



## Step 6: Fill in your child's personal details

The screenshot shows a web browser window with the URL <https://members.myactivesg.com/profile/supplementary/add>. The page title is "Add Supplementary Account". At the top, there is a navigation bar with the text "Heard about Active Health?" and a "Subscribe now" button. Below this, the main heading is "Add Supplementary Account". The form is titled "Personal details" and contains the following fields:

- Profile Picture:** A circular placeholder with a camera icon and the text "Choose File No file chosen".
- Mobile No. \***: A text input field.
- Email (Optional)**: A text input field.
- NRIC / Birth Cert. No \***: A text input field.
- Full Name (As shown in NRIC or Birth Cert.) \***: A text input field.
- Gender \***: A dropdown menu.
- Birth Date \***: A date picker with dropdowns for "dd", "MM", and "YYYY".
- Password \***: A text input field.
- Confirm Password \***: A text input field.

A green "NEXT" button is located at the bottom right of the form.

Step 7: Once your child is tagged as a supplementary account holder, go back to this page and click 'Switch account', followed by 'My Account'.

The screenshot shows the "Supplementary accounts" page on the MyActiveSG website. The URL is <https://members.myactivesg.com/profile/supplementary>. The page features a navigation menu on the left with the following items: "MY ACCOUNT", "EWALLET", "MY BOOKINGS", "MY FAVOURITES", "MY COMPETITIONS", and "SUPPLEMENTARY ACCOUNTS". The main content area is titled "Supplementary accounts" and includes a sub-heading "Add supplementary account". Below this, there is a paragraph of text explaining supplementary members: "Supplementary members are children (aged 11 years and below) who have been signed up under their parents' MyActiveSG memberships. Creating supplementary accounts is a convenient way for parents to include the whole family in exciting sports and recreational activities. With this feature, parents can make facility bookings for their kids or sign them up for fun programmes. Parents can also top up the child's eWallet balance to pay for bookings and purchases." Below the text, there are two example entries for supplementary accounts, each showing a masked ID "XXX XXX XXX" and "SXXXXXXXX", and the text "Active SG Member". At the bottom of the page, there is a "Switch account" button highlighted with a green box. The system time "11:30:12" is displayed in the top right corner. The Windows taskbar is visible at the bottom of the screen.

Step 8: Under 'My Account', your child's name should be shown as the account holder now. Finally, click on 'Swimsafer' to access the Swimsafer 2.0 E-certificate.

