

RMPS Parents' Briefing Primary 5

19 January 2024

Slides will be uploaded on the school's website



TABLE OF CONTENTS



01

Principal's Address

School's Direction &
Assessment Matters

Year Head's Address

Level Programmes & Direct
Schools Admission (DSA)

02

03

Academic Heads' Address

Academic Matters

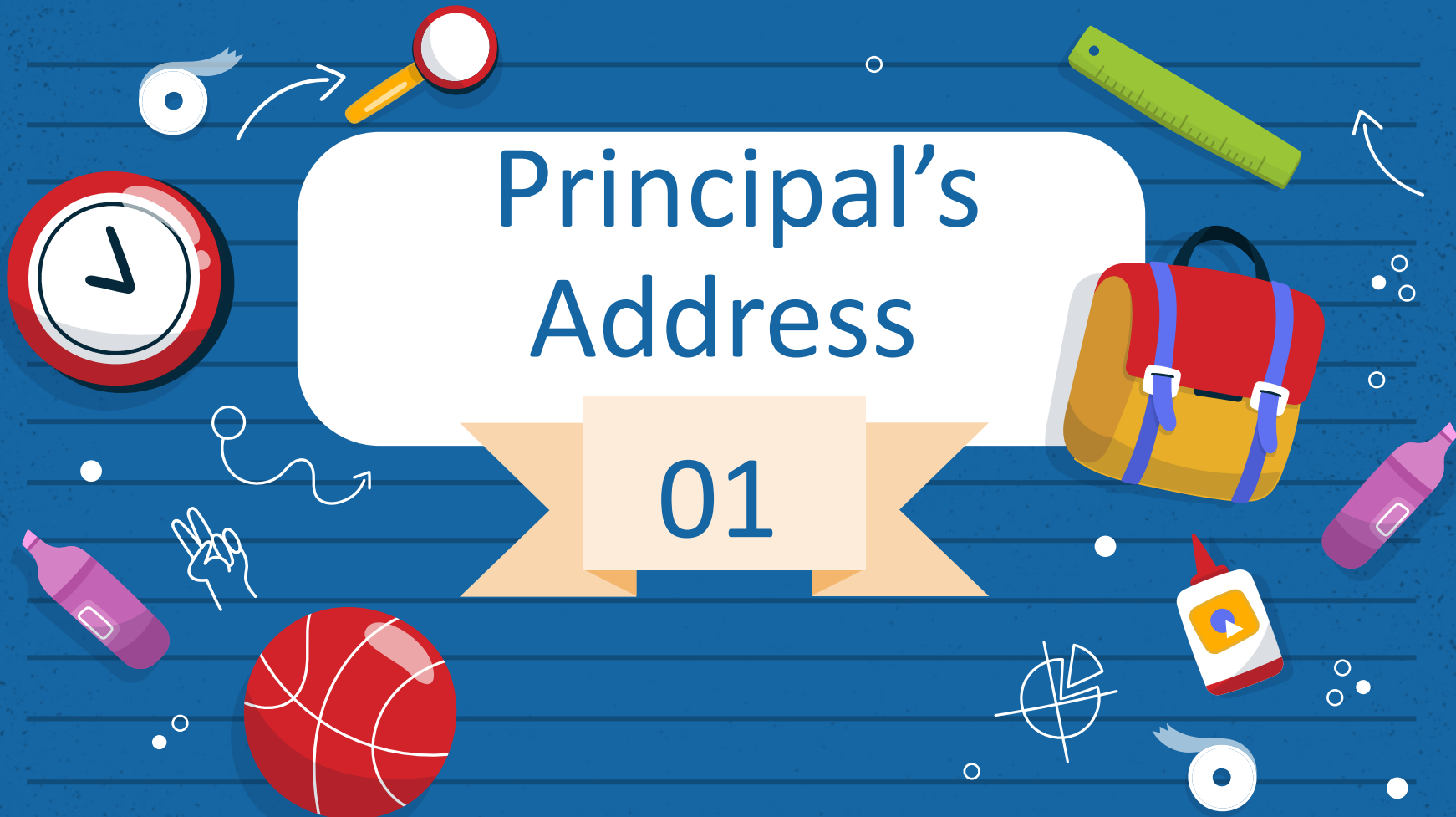
Meeting the Form Teachers

Class Focus & Expectations

04

Principal's Address

01



Year Head's Address

02



Expectations

Respect and Graciousness: Words
and Actions.

Attendance: Every Day Matters.

Punctuality: 7:40 am

Start Right

- We set clear expectations for students.
- Ask your children about the Start Right rules for classrooms, hallways and recess.



Conduct and Consequences

Follow-up and Consequences

- The school recognises that students are children who are developing their empathy, self-responsibility, and self-discipline.
- Students who commit offences will be held responsible for their actions. Every effort will be taken to educate them and help them to learn from their mistakes.

CONSEQUENCES FOR SERIOUS OFFENCES

When students commit more serious offences such as cheating, stealing, being openly defiant or fighting, the school can mete out consequences such as detention or suspension.

Serious offences may also warrant a drop in the student's conduct grade. A student's conduct grade, awarded at the end of each semester. It is a form of recognition for good behaviour, or a reflection of a student's poor behaviour.

**FAIR
OR
POOR

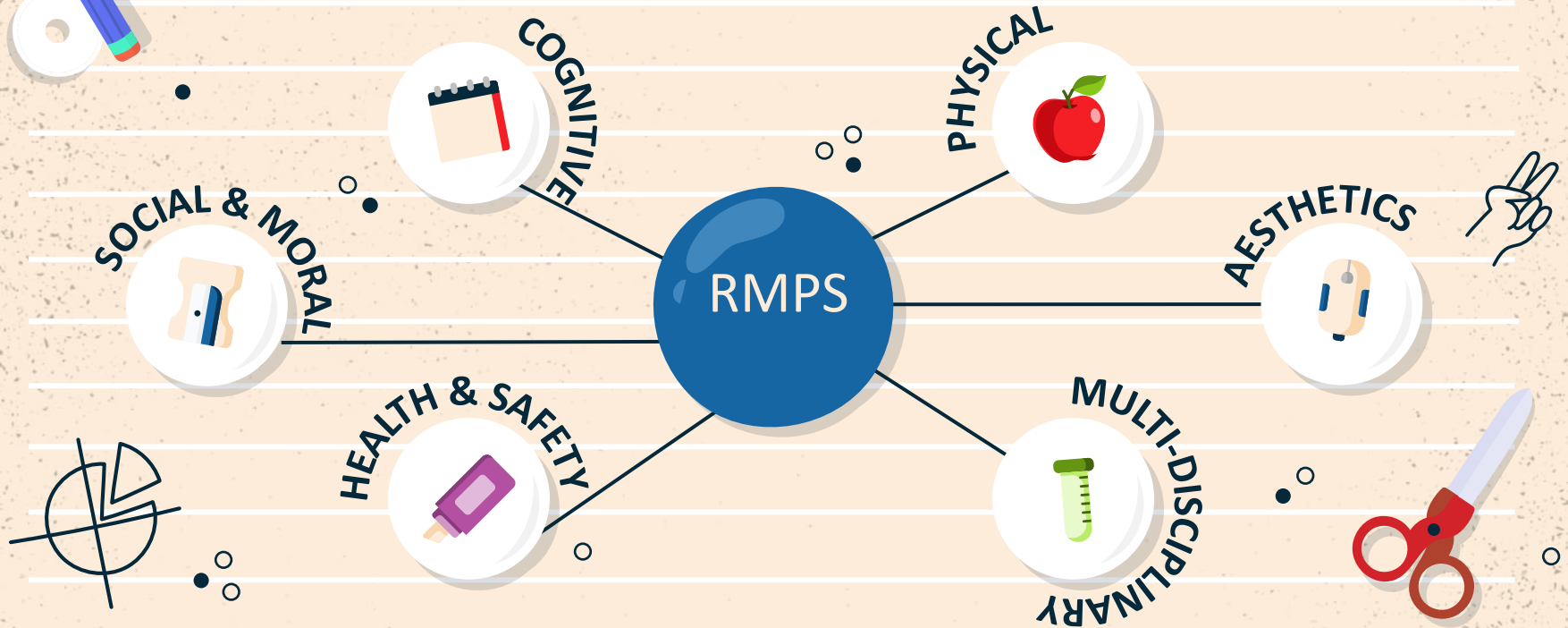
CONDUCT
GRADE**

These students will not be eligible for any school-based or national awards (e.g., Eagles, ECHA, Edusave).

Step down from leadership positions (e.g., Prefect, Class Monitor).

Students with adverse conduct grade may not be considered for DSA.

Holistic Education



Connect knowledge and skills they have learnt with the real world ensuring an all-round development

Holistic Education

Physical

- Olympic Festival
- P5 Camp
- CCA
- SEP

Cognitive

- Straight from the Heart
- MT Fortnight
- Experiential Learning
- Third Language Experience

Social & Moral

- Character Education
- Growth Mindset
- Make-a-Mark
- NE Commerations

Aesthetics

- Music – Ukulele
- Visual Art/Artists
- RMPS Got Talent

Health & Safety

- Road Safety Talks
- Health Talks & Checks
- Fire/Lockdown Drills

Multi-Disciplinary

- Multi-Disciplinary Project Work (MDPW)
- STEAM Week
- Fun With Learning Day

MULTI –DISCIPLINARY PROJECT WORK (MDPW)



- Design & Computational Thinking Process
- Real-life problems
- Coding

Applied Learning Programme (ALP)



- Embark on 6 year progressive Computational Thinking integrated with Design Thinking curriculum
- Exposed to real world problems
- Design Thinking Process

S.T.E.A.M Week & FUN With Learning Day (FWLD)





Physical & Aesthetics

- Arts Festival

- P5 Camp

- Art – Visual Arts/Artists

- RMPS Got Talent (showcase talents)

- Olympic Festival

P5 Camp



P5 Camp





Circle Time



Breakfast with Form Teachers

Foster well-being in our students and develop positive relationships through engaging and meaningful conversations.

Social & Moral

Bonding Week







School-Based Character & Citizenship Education Programmes



Build confidence
in students' self-
image through
building of life
skills and Social
Emotional
Competencies

Social & Moral



P5 NE SHOW

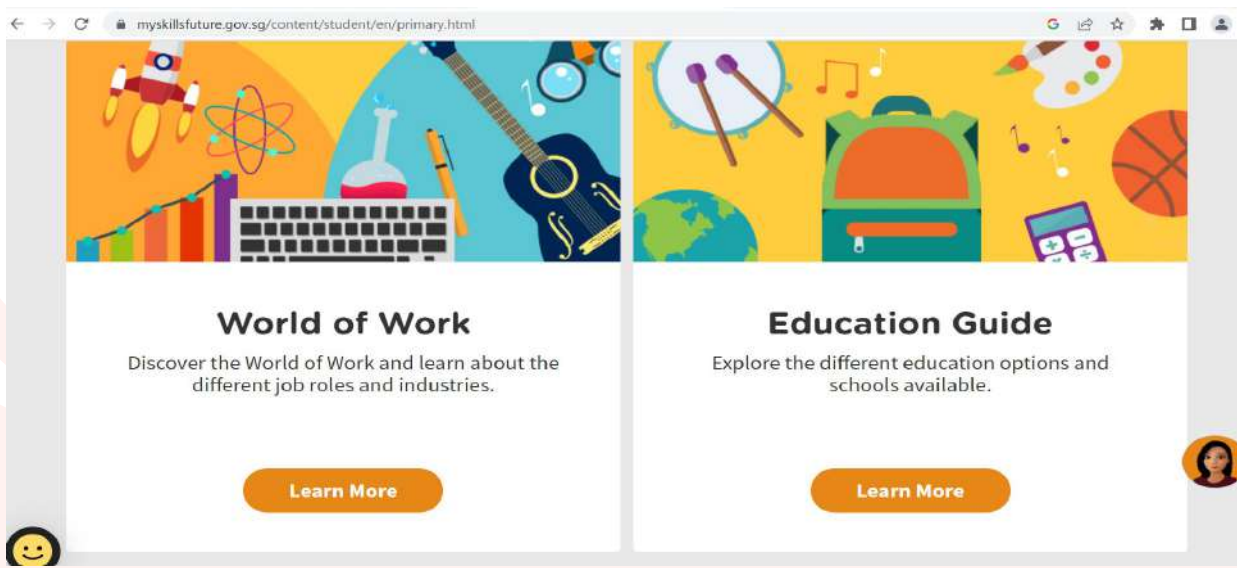




Education Career Guidance (ECG)



- Serves to build our students' aspiration (schools or career based on interest and strengths)
- My SkillsFuture portal (explore education pathways & careers)



Annex D2: DOs and DON'Ts for the examinations

To ensure that your responses are captured or read clearly during marking, you should take note of the following Dos and Don'ts:

DOs

OPTICAL ANSWER SHEETS (OAS)

- ✓ Use a 2B pencil to shade the ovals.
- ✓ Shade the oval completely.
- ✓ Erase completely your wrongly shaded ovals or any unnecessary marks.



ANSWER BOOKLET / ANSWER SHEET FOR WRITTEN PAPERS

- ✓ Use a 2B pencil to shade your multiple-choice questions (MCQ) ovals.
- ✓ Write your answers clearly with a blue or black ballpoint pen with 0.5mm tip size within the writing space provided.
- ✓ Cancel your errors made by crossing out your wrong word / sentence clearly.
- ✓ Erase completely your wrongly shaded MCQ ovals or any unnecessary marks outside the provided writing space.

DON'Ts



- ✗ **DON'T** write your answers with pencil.
- ✗ **DON'T** use correction fluid or correction tape to avoid smudges.
- ✗ **DON'T** crumple, fold, tear, wet or damage your OAS, answer booklet/ answer sheet in any way.
- ✗ **DON'T** use a highlighter to highlight any part of your answer.
- ✗ **DON'T** make any unnecessary markings (e.g. write, draw, shade, etc) on any part of the OAS / answer booklet / answer sheet, other than on the ovals / writing space provided.
- ✗ **DON'T** deface (e.g. shade, colour, write, etc) the barcodes, QR Codes and skunk marks printed on the OAS / answer booklet / answer sheet.



Direct School Admission for Secondary Schools (DSA-Sec)

Entering a secondary school



PSLE/S1 Posting Process

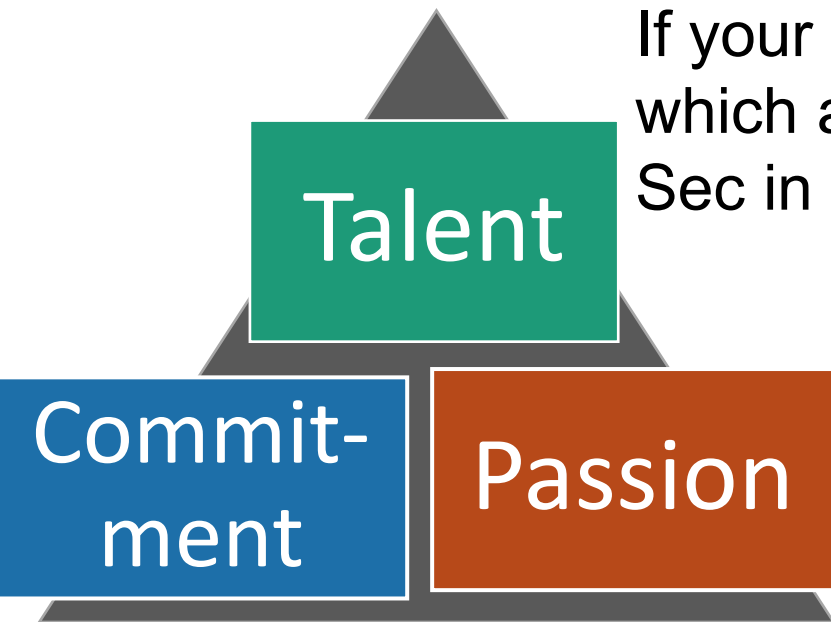
- Based on a student's **PSLE score**
- **Most students enter secondary schools this way**



DSA-Sec

- Based on a diverse range of **talents and achievements in specific academic subjects or non-academic areas, beyond what the PSLE recognises**
- Allows students to **access school programmes to develop their talents**

Is the DSA-Sec right for my child?



If your child has specific **talents** which a school offers the DSA-Sec in

And is **passionate** about and **committed** to developing his/her strengths and interests

DSA-Sec can support his/her development in that talent area.

Features of the DSA-Sec Portal

1. Centralised online applications

- Applications will be centralised across all participating secondary schools
- The form will be **easy to fill** – you only have to key in contact details and your school and talent choices
Optional: The portal will also allow you to indicate any non-school-based achievements and activities related to the talent areas you applied for.
- You **do not need to submit testimonials or hardcopy documents** to the secondary school during application.

2. Application using Singpass

- Parents can access the Portal via their SingPass login. Only one parent's SingPass login is required.
- Parents who are unable to access their SingPass can approach the primary school for assistance.

3. No application fees

- No fees charged for DSA-Sec application and selection.
- We encourage all students who are passionate about and committed to developing particular talents to apply, regardless of family backgrounds.

Features of the DSA-Sec Portal

4. Making choices in the DSA-Sec portal

- Through the portal, you can easily identify schools that offer programmes for your child's talent area.
- You can indicate up to three choices. For each choice, you will need to choose a secondary school and a talent area from that school.
- The order of the choices does not matter during application.
- Of the three choices, up to two choices may be used to apply to the same school, for two different talent areas of that school. This is to cater to your child's multiple interests, and allow your child to choose different schools which can develop his/her strengths and interests.
- You and your child are encouraged to **consider your choices carefully**, and manage the time and effort participating in multiple trials and interviews.

Note. Students can apply separately to School of the Arts and Singapore Sports School, on top of the DSA-Sec choices made through the DSA-Sec Portal.

Apply for DSA-Sec through **DSA-Sec Application Portal.**

Rank your offers, if you receive offers from multiple schools

June - August

Late-November

May - June
(4 weeks)

Late-October

Shortlisting and selection by secondary schools. Each secondary school has different selection criteria for its categories and programmes. Schools will inform you of the selection outcome **by Aug.**

You will know whether you have been allocated to a school through the DSA-Sec, at the same time you receive your PSLE results.

Things to note for Successful Applicants

- A student who indicates his/her preference for a school which had given him/her a Confirmed Offer will be guaranteed a place in the school, provided that he/she is eligible for the course (e.g. Express) which is offered by the school.
- Successful applicants will not be allowed to make any school choices during the Secondary One Posting Exercise. They are expected to honour the commitment to the posted DSA school for the duration of the programme admitted to.

Things to note for Unsuccessful Applicants

- Unsuccessful DSA applicants or pupils who do not participate in the DSA Exercise must indicate their school choices(exercise 6 choices) at the Secondary One Posting Exercise by submitting their S1 Option Form (given together with PSLE results) through their primary schools or via the S1 internet System.
- These pupils will be able to opt for their preferred schools, including the schools that had not been able to offer them a place under the DSA Exercise.

Please note:

- NUSHS, SOTA, SST & SSP do not participate in the S1 Posting Exercise.
- **Interested students can only apply through the DSA Exercise .**

Which school should my child apply to?

- Look for a school with **programmes that match your child's strengths and interests**
 - Schools are looking out for students whose interests and talents they can develop further.
 - Learn more about the secondary school's **pace of learning** and overall range of programmes
- **Get the latest information** about what each school offers by:
 - Visiting schools' websites or MOE School Finder website
 - Attending schools' Open Houses to also experience their environments and cultures
 - Visiting the MOE's DSA-Sec website (will be updated around April 2024)

DSA Support from School

Dissemination of DSA Information

- List of participating schools, their ALP and LLP and dates of open house (P5 & P6)

Virtual Secondary School Fair

- Include P5 students and will be conducted end March (better informed of schools' talent areas)

1	ACS Independent
2	Hwa Chong Institution
3	Methodist Girls' School
4	Nanyang Girls' High School
5	School of the Arts Singapore
6	Bukit Merah Secondary School
7	Raffles Institution
8	Crescent Girls' School
9	CHIJ St Theresa's Convent
10	Queenstown Secondary School
11	St Joseph's Institution

12	Commonwealth Secondary School
13	National Junior College
14	Queensway Secondary School
15	Gan Eng Seng School
16	Outram Secondary School
17	Kent Ridge Secondary School
18	Singapore Chinese Girls' School
19	NUS High School of Mathematics and
20	Clementi Town Secondary School
21	School of Science and Technology
22	Victoria School
23	Cedar Girls' Secondary School

DSA Support from School

Dissemination of DSA Information

- Briefing on DSA matters and application (P5 & P6)

Interview Preparation for DSA Applicants

- Given a guide on preparation for interview
- Conduct a session with DSA applicants



Radin Mas Primary School
A School Where All Work Hard, Play Hard and Make A Mark

A Guide for Preparation for DSA Interview

- This guide is to help you prepare for the panel interview.
- You must be diligent in preparing for the audition or performance task, depending on the talent area you have applied for.
- Remember, success depends mostly on preparation, and less on inspiration so prepare prior to your interview.
- Interview questions vary yearly, and from school to school. This is not meant to be a comprehensive guide; it is more of a tool for self-reflection and preparation.
- Interviewers are not looking for model answers so be calm when the questions you have prepared for were not asked during the interview.



Radin Mas Primary School
A School Where All Work Hard, Play Hard and Make A Mark

Group Interview: What can you expect?

Group interviews allows interviewers to see how well you are able to articulate your views clearly in the presence of other applicants who have applied for the same domain. It also allows them to see how well you interact with the other applicants.

A Focus on Common Questions Asked

QUESTIONS ABOUT YOURSELF

1. Tell me about yourself/Give us a short introduction about yourself
Be prepared to answer this as interviewers want to know if you actually know yourself and can advertise yourself.
You can focus on **PSST**:

1. **Passion** – What are you passionate about?
2. **Strength(s)/Achievements(s)** – What is your greatest strength(s) and how do you intend to use this / these in future? What are your achievement(s)?
3. **Shortcoming(s)** – What is one weakness that has hindered you? What are you doing or have done to overcome it?
4. **Time** – How do you manage your time? What do you like to do in your spare time?



DSA Preparation For Interview Session



Thank you!

Year Head (Upper Primary):
Mdm Malar Govindan (Mrs Mani)

Email Address:
malar_vizhi_govindan@schools.gov.sg

CREDITS: This presentation template was created by **Slidesgo**,
including icons by **Flaticon**, and infographics & images by
Freepik



AP Head's Address

03



Meeting the Form Teachers

04

