


Radin Mas Primary School

P1 Orientation

10 November 2023



Time (Hrs)	Students	Parents
1500	Welcome to RMPS	
1510	ESTABLISH <ul style="list-style-type: none"> • Introduction • Getting to Know You • Class Activity EXCITE <ul style="list-style-type: none"> • Interaction (Opposite) EXPLORE <ul style="list-style-type: none"> • School Tour 	Principal's Address
1535		Year Head's Address
1600		Virtual School Tour
1610		Parent Link & Dads for Life
1630	P1 Administrative Programme (selected parents only) / Home Sweet Home	

PROGRAMME





Address by School Leader

Mr Farizal

Principal

WELCOME

— TO THE —

FAMILY



Primary education

- ▶ Formative years
- ▶ Early stages of learning
- ▶ Discovering talents and abilities



Aims of primary education

- ▶ Lay a strong foundation
- ▶ Nurture well-rounded individuals and passionate lifelong learners
- ▶ Prepare the child for the future



Desired Outcome of Education



Our Vision

A School Where All Work Hard, Play
Hard & Make A Mark



Our Vision



Work Hard

- Holistic Development (Academic & Non Academic)
- Self-Directed Learners
- To always push themselves
- Grit/Resilience



Play Hard

- Positive school experiences.
- Combination of both structured play and unstructured play
- Build positive ties
- Develop passion, interest and talents



Make A Mark

- Discovering passion, interests and talents.
- Internalising the school values.
- Strong sense of advocacy.
- A spirit of dare and continuous learning.

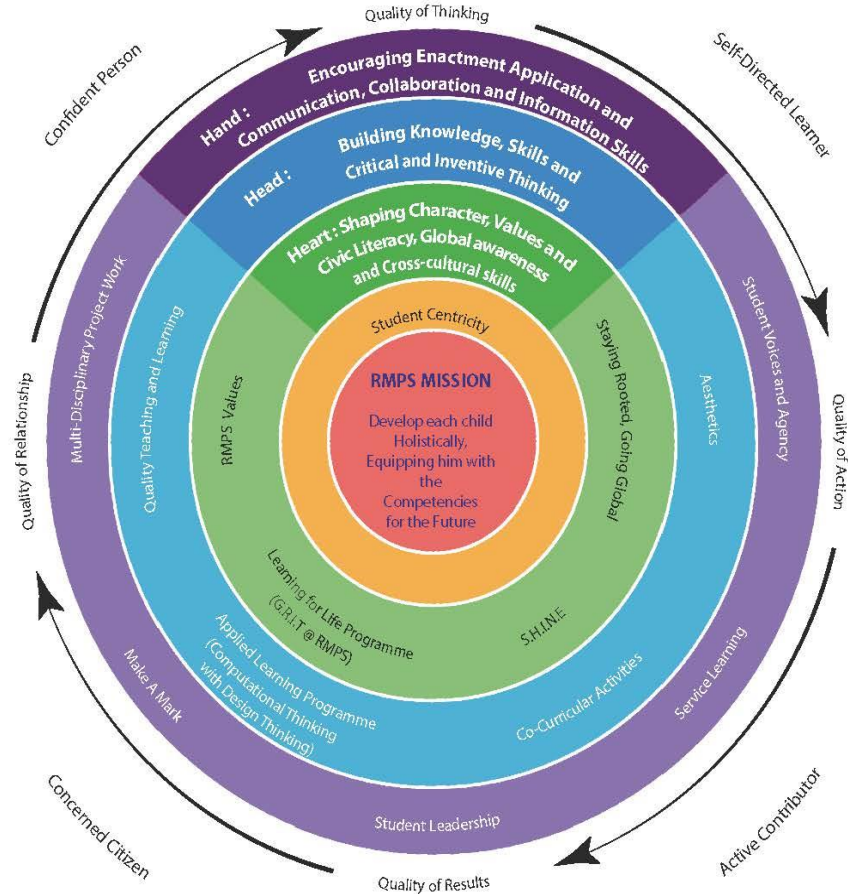


Our Mission

- ▶ TO DEVELOP EACH CHILD HOLISTICALLY, EQUIPPING HIM WITH THE COMPETENCIES FOR THE FUTURE



Total Curriculum Framework - RMPS Experiences



RADIN MAS EXPERIENCE



Applied Learning Programme(ALP): Nurturing 21st Century Competencies through Computational Thinking With Design Thinking



Learning for Life Programme(LLP): G.R.I.T@ RMPS



Multi-Disciplinary Project Work



Positive Education@ RMPS



Our Values

- ▶ Respect For Self And Others
- ▶ Always Be Gracious
- ▶ Desire For Learning
- ▶ Ignite Creativity And Innovation
- ▶ Never Give Up
- ▶ Maximize Potential
- ▶ Aim For Excellence
- ▶ Stand Up For Integrity



PRIMARY 1 IN RADIN MAS

Developing strong
literacy and
numeracy rates

Identification and
developing of
talents

Working well
with peers

Building self
confidence and
independence

Cultivating
positive habits
and routines.

Joy of learning



Learn for Life



To reduce the emphasis on academic pursuit or stress.



Broadening the definition of success to incorporate talent meritocracy.



To front holistic growth and character development. (Personal Qualities and Learning Dispositions)



To stress on the importance of learning for life.



Learn for Life Initiative at PI.

No examinations

No weighted assessments

Focussing on formative assessment



HOW CAN I SUPPORT MY CHILD THROUGH THE TRANSITION?

- ▶ **Support** your child and encourage them to overcome challenges with you
- ▶ **Affirm** your child by recognising small successes and praising their efforts
- ▶ **Familiarise** your child by easing them into new routines and sharing with them your experiences in primary school
- ▶ **Empathise** and acknowledge your child's feelings



WHAT DOES MY CHILD NEED AT PRIMARY 1?

- ▶ Every child develops at a different pace
- ▶ Some children learn things earlier, others need more time
- ▶ Allowing them to learn at their own pace helps them enjoy the learning process
- ▶ Some skills that parents can develop are:
 - ▶ Relating to others
 - ▶ Developing good habits
 - ▶ Nurturing positive learning attitudes


SCHOOLBAG
THE EDUCATION NEWS SITE

HOME EDUCATION FEATURES TEACHERS' DIGEST MULTIMEDIA FAQ

Home > Put the books down! 6 skills your child really needs for P1

Put the books down! 6 skills your child really needs for P1

14 JUN 2021



MOE Stock Image (*Photo taken before COVID-19)

Like 1.7K Tweet Share 8

Mastering the ABCs is well and good but having seen 29 years of children enter primary school through her doors, Mrs Marjorie Seek of CHIJ Katong Primary observes that these six soft skills are even more essential in preparing students for primary school.

Entering Primary 1 can be a big step for a child — and the parents. While parents often consider

THANK YOU!





Address by Year Head

Mrs Doreen Foo-Chng

Year Head (LP)


OVERVIEW

1 What Is It Like
in Primary School?

2 Transition to
Primary 1

3 School-Home
Partnership

4 RMPS
Programmes



WHAT IS IT LIKE IN SCHOOL?

Subjects taken at P1

1. English Language
2. Mother Tongue Language
3. Mathematics
4. Social Studies
5. Art
6. Music
7. Physical Education
8. School Based Curriculum (SBC)
9. Programme for Active Learning (PAL)



WHAT IS IT LIKE IN SCHOOL?

Holistic Assessment

- Focuses on building greater confidence and nurturing a stronger intrinsic motivation to learn so as to develop your child's potential
- No examinations at P1 & P2 to ease your child into formal schooling.
- Use of appropriate assessment modes to provide useful information to support students' learning and holistic development



WHAT IS IT LIKE IN SCHOOL?

Holistic Assessment

SUBJECT	SEMESTER 2
English Language	
Speaking: Speak clearly to express their thoughts, feelings and ideas.	Accomplished
Reading: Read aloud Primary 1 texts (e.g. STELLAR texts) with accuracy, fluency and expression.	Accomplished
Reading: Understand Primary 1 texts (e.g. STELLAR texts) and are able to identify simple aspects of fiction (e.g. main characters and setting).	Accomplished
Speaking: Follow communication etiquette such as taking turns, and using appropriate eye contact and volume in conversations or discussions.	Accomplished
Writing: Write a simple paragraph of at least 3 sentences to recount appropriately sequenced events.	Accomplished

SUBJECT	SEMESTER 2
Chinese Language	
Listening: Listen attentively to short, simple spoken content related to daily life.	Competent
Speaking: Ask and/or respond to simple questions related to daily life.	Developing
Reading: Read aloud Primary 1 texts with accuracy.	Developing
Reading: Understand Primary 1 texts and are able to identify some details with guidance.	Developing
Writing: Write words, phrases and simple sentence(s) about daily life with guidance.	Developing

SUBJECT	SEMESTER 2
Music	
Perform Music (e.g. a variety of children's songs, folksongs) in both instrumental and vocal settings, individually and in groups, focusing on simple rhythm, pitch, tempo and dynamics.	Competent
Create Music (e.g. short rhythmic and melodic phrases) in both instrumental and vocal settings, individually and in groups.	Competent
Appreciate Music from local and global cultures.	Competent
Understand musical elements and concepts.	Competent

Personal Qualities	Assessments	Rating
Creativity	OVERALL	Accomplished
Graciousness	OVERALL	Competent
Integrity	OVERALL	Competent
Resilience	OVERALL	Accomplished

Physical Fitness

BMI Weight Indicator:

Severely Overweight	[]	Overweight	[]	Acceptable	[✓]	Underweight	[]
Severely Underweight	[]	Others	[]				

Enrichment

Area	Activity	SDP Domain	Remarks
ENTERPRISE	P1 SBC	Cognitive	
PHYSICAL ACTIVITIES	ACES Day 2022	Physical	
AND SPORTS	P1 Camp 2022	Physical	

Preparing for School

P1 Reporting and Dismissal Time

	Mon - Fri
Reporting Time	7.40 am
Recess	10.15 am – 10.45 am
Dismissal Time	1.30 pm (1.15pm for Week 1 & 2 only)



1st Week of School

**First Day of School
2 January 2024, Tuesday
(Can be accompanied by 1 parent)**

Day	Reporting Time	Dismissal Time
2 Jan 2024, Tues	0740 hrs	1130 hrs
3 Jan 2024, Wed	0740 hrs	1315 hrs
4 Jan 2024, Thurs	0740 hrs	1315 hrs
5 Jan 2024, Fri	0740 hrs	1315 hrs

Dismissal: Bukit Purmei Side Gate, Student care, School bus

Preparing for School

Snack Break

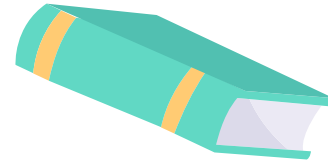
- 10mins snack time at about 12.15 pm
- Prepare a simple dry snack eg. bread, banana, grapes, biscuits in a snackbox
- Try out “snack time” at home!



Preparing for School

First day of school

What to pack	What to wear
<ol style="list-style-type: none">1. Pencil case2. Colour pencils3. Water bottle4. Pocket money5. A story book	<ol style="list-style-type: none">1. PE Attire2. White school shoes and socks




School Uniform & PE Attire



Safe Management Measures

- **Screening processes**
 - School buses, entrances and classrooms
 - Staff and visitors
- **Practising Good Hygiene**
 - Washing of hands
 - Wipe down routines
- **Practising Social Responsibility**
 - Staying away when unwell
 - Wearing of masks (Optional)



TRANSITION TO PRIMARY 1

When your child enters primary school, they will experience:



Transition to Primary 1

- Orientation
- P1 Orientation week
- Getting to know you games
- Classroom routines
- School tour
- FTs support during recess






TRANSITION TO PRIMARY 1


Routines help your child build confidence and learn to manage themselves.

Guide your child to do the following independently:

- Dress themselves
 - Buy food at the canteen
 - Make healthy food choices
 - Pack their bag
 - Wash their hands
 - Take their temperature using a thermometer
- 

The title is surrounded by decorative elements: a large light blue cloud on the left, a small orange flower on the top left, a large pink flower on the top right, and a small teal cloud on the far right.

HOW CAN I PREPARE MY CHILD FOR PRIMARY 1?

- Relating to others
 - Developing good habits
 - Nurturing positive learning attitudes
 - Creating a conducive learning environment at home
- 
- A decorative footer consisting of a solid purple band at the top and a lighter purple gradient band below it.

SCHOOL-HOME PARTNERSHIP

- Understanding your child's strengths and interests
- Partner the school in the holistic development of your child
- Maintain regular communication through official school channels



SCHOOL-HOME PARTNERSHIP

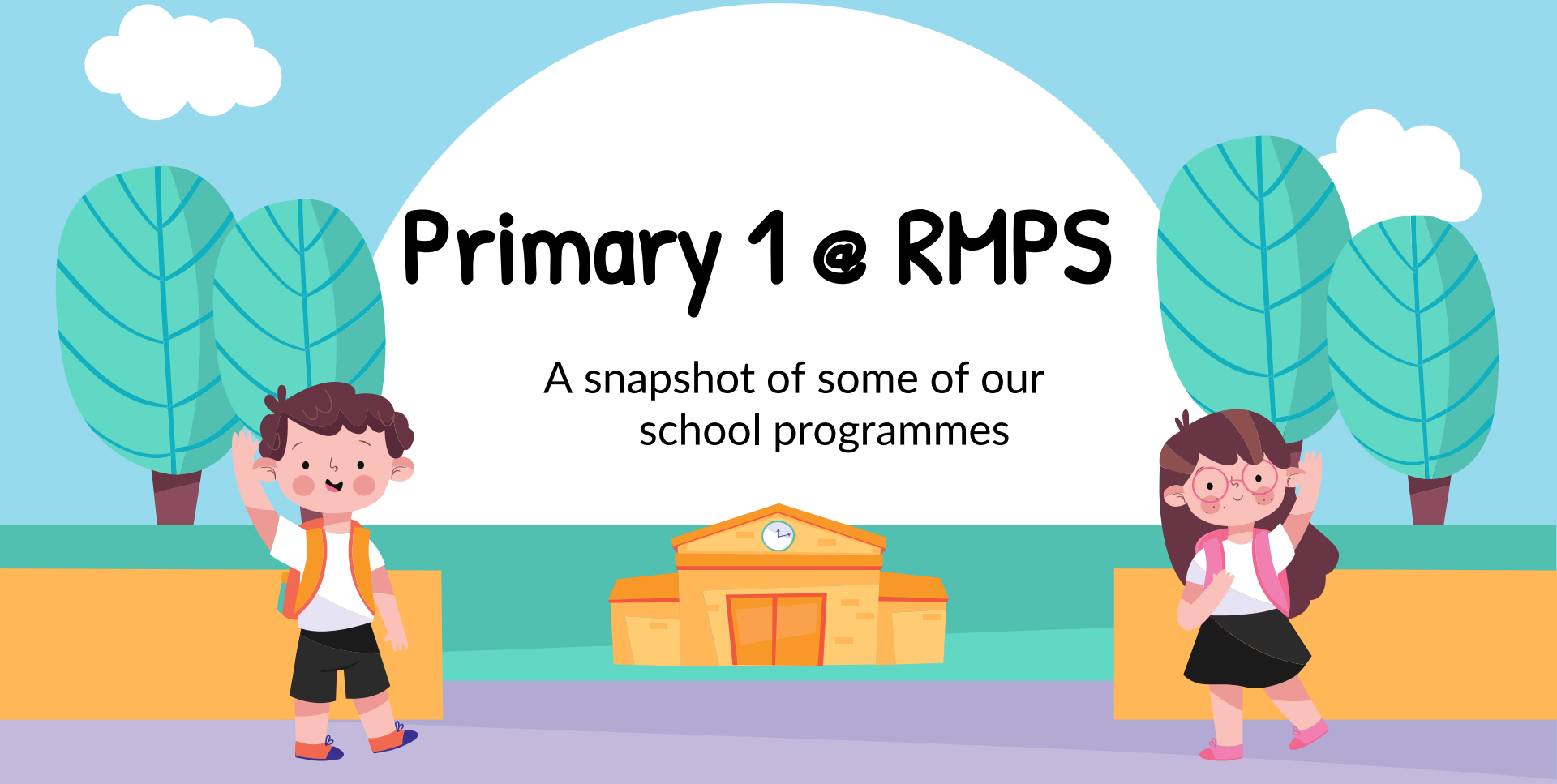
Communicating with your child's teacher

- Have regular conversations with teachers in both academic and non-academic areas
- Work with the teachers to help your child respect differences and resolve disagreements amicably.
- Check the teachers' preferred mode of communication
- Understand that teachers may not be able to respond to your queries immediately.



Primary 1 @ RMPS

A snapshot of some of our
school programmes





ENGLISH



- Book Talks
- Straight from the Heart



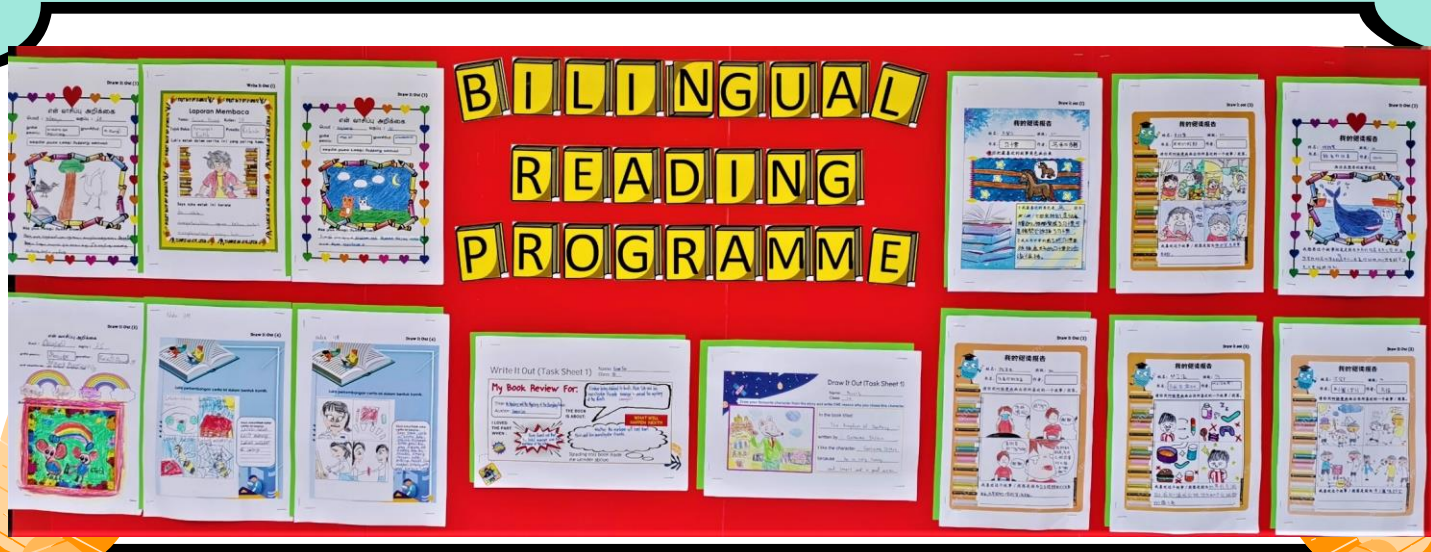


Mother Tongue

- Experiential Learning
- Mother Tongue Fortnight



Bilingual Reading Programme



A Uniquely RMPS Initiative



- Math Alive
- Money Sense

MATHEMATICS

INTEGRATIVE PROGRAMME

- Multi-Disciplinary Project Work (MDPW)
- Integrated Trails



PHYSICAL & AESTHETICS



Level Camps
Mini Olympics
Digital Art

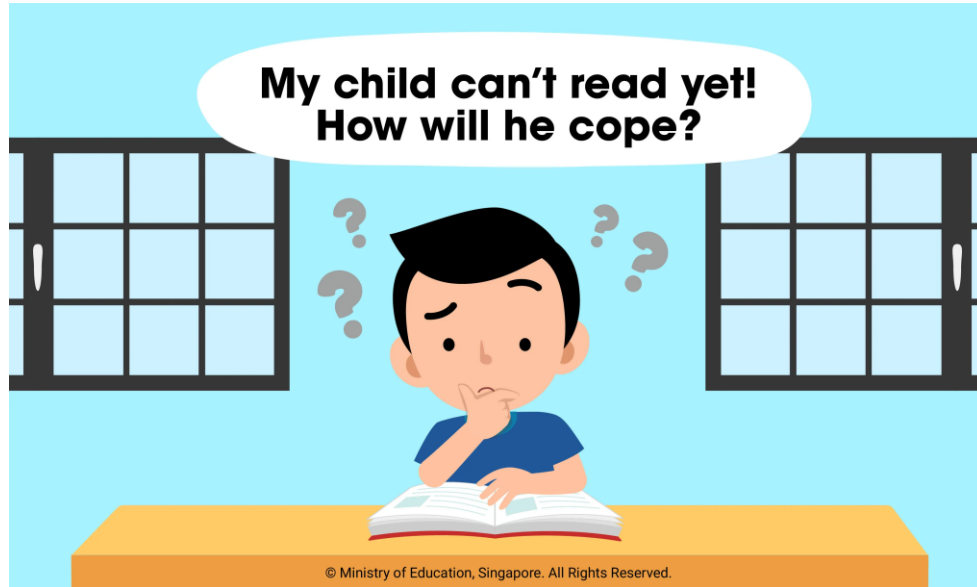


SOCIAL & MORAL

- Programme for Active Learning
- Form Teacher Guidance Periods
- National Education Commemorations
 - FriYAY!



SOME QUESTIONS YOU MAY HAVE...



Reading is a habit that we can build.

Interest your child in reading

- It is never too late to start getting your child interested in books
- Take your child to the library, expose them to various picture books and read together for a start
- Students will be introduced to various genres of books, and be taught how to blend letter sounds through games or craft work

You can encourage your child for any effort in learning to read. Most importantly, reading should be a fun learning process.

SOME QUESTIONS YOU MAY HAVE...

My child takes so long to complete her work. Will she fall behind?



Children pick up time management at a different pace and can improve with help.

Support your child in time management

- Parents can model this with your child at home with small tasks and everyday activities
- If you find your child struggling with completing their tasks or homework within a given time, it could also mean that they are not sure how to go about completing them
- If you notice any learning issues, do reach out to the school early

Be specific about how much time they should spend on the work, and what time they should complete the work.

SOME QUESTIONS YOU MAY HAVE...



Asking for help may not seem obvious to a child.

Teach your child how to ask for help

- Here are some steps you may teach your child:
 - **Step 1:** Look for someone who can help
 - **Step 2:** Check if that person has the time to help; if not, look for another suitable person
 - **Step 3:** Share what the problem is and how they feel
 - **Step 4:** Listen carefully to the advice given
 - **Step 5:** Thank the person for the help

Practise with your child at home how to ask for help. Remember to praise them for their efforts.

SOME QUESTIONS YOU MAY HAVE...



Students may enjoy recess so much that they forget to eat. Some students may not be eating because they are shy about ordering food.

Encourage your child to eat during recess

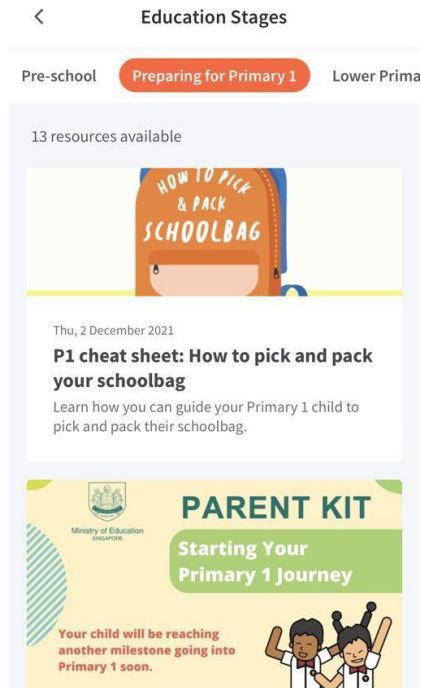
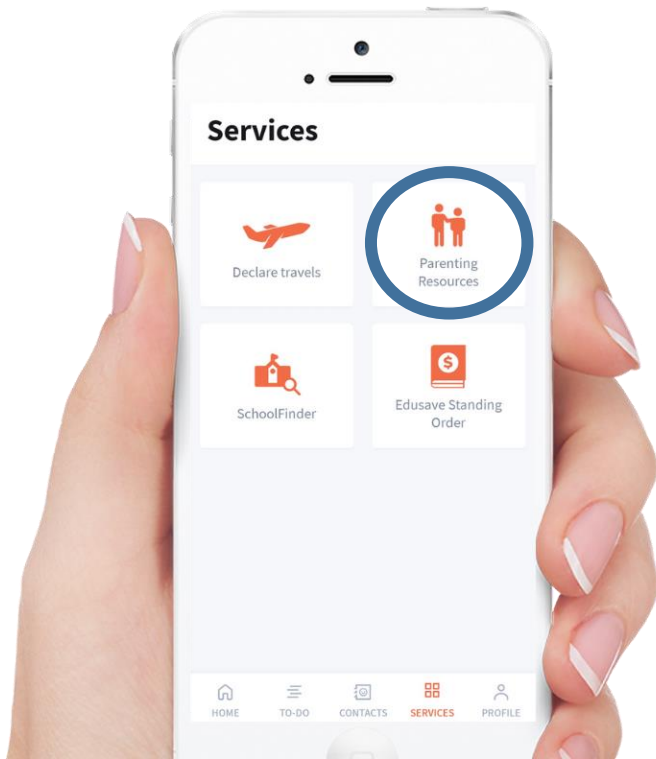
- Let your child practise ordering food and making payment when out with the family
- If they need more time to build their confidence or observe how it is done by other students, you may pack a lunch box in the meantime, so they will always have something to eat
- If you worry that your child is not eating at all, discuss with your child's teacher

Remind your child that eating during recess is important as it helps them learn better in class.

ONLY ON PARENTS GATEWAY! A ONE-STOP PORTAL OF RESOURCES

Parenting Resources repository

A repository for parents to browse resources on topics such as preparing for Primary 1, forging parent-child relationships and education pathways.



Find out more about
Parents Gateway
here.

For any clarifications



rmmps@moe.edu.sg

WE ARE HERE TO SUPPORT YOU!



Parent Kit

www.moe.gov.sg/parentkit

Each Parent Kit issue contains bite-sized actionable tips with supporting resources for parents to help them support their child in their education journey.

Parent Kit



SCHOOLBAG
THE EDUCATION NEWS SITE

Schoolbag.edu.sg

www.schoolbag.edu.sg

Through articles and multimedia content, Schoolbag provide parents and general public with information and insights related to education, tips for parent involvement and features on school programmes.

WE ARE HERE TO SUPPORT YOU!



www.instagram.com/moesingapore



www.instagram.com/parentingwith.moesg



www.facebook.com/moesingapore



www.youtube.com/moespore



**YOUR CHILD IS READY.
ARE YOU?**