

The background is a light pink color with various decorative elements. At the top, there are orange and red puzzle pieces. On the left, a red ball is shown in motion. On the right, a blue ball is shown in motion. At the bottom, there are blue and yellow puzzle pieces. Two cartoon children are depicted: a boy on the left with dark skin, black hair, wearing a yellow shirt and blue pants, and a girl on the right with light skin, black hair, wearing a white shirt with a red collar and blue shorts. Both children are smiling and appear to be running or jumping. The main text is centered within a large white speech bubble shape.

# RMPS Primary 5 Parents' Briefing

All Slides will be uploaded on the school's website.

21 January 2022



01

## Vice Principal's Address

School's Direction &  
Assessment Matters

03

## Academic Heads' Address

Curriculum Matters



02



## Year Head's Address

Level Programmes &  
Direct School Admission (DSA)

04

## Meeting the Form Teachers

Class Focus & Expectations



01

# Vice Principal's Address



02

# Year Head's Address



# Expectations

Respect and Graciousness:  
Words and Actions.

Attendance: Every Day Matters.

Punctuality: 7:40 am in  
classrooms.

# Start Right

- We set clear expectations for students.
- Ask your children about the Start Right rules for classrooms, hallways and recess.



Connect knowledge and skills they have learnt with the real world ensuring an all-round development

# Holistic Education

## Physical

- Olympic Festival
- P6 Camp
- CCA

## Cognitive

- Straight from the Heart
- MT Fortnight
- Experiential Learning
- Third Language Experience

## Social & Moral

- Character Workshop
- Growth Mindset
- Make-a-Mark
- NE Commerations

## Aesthetics

- Music – Ukuele
- Visual Art/Artists
- RMPS Got Talent

## Health & Safety

- Road Safety Talks
- Health Talks & Checks
- Fire/Lockdown Drills

## Multi -Disciplinary

- Multi -Disciplinary Project Work (MDPW)
- STEAM Week



# Primary 5

## Key Programmes



# Multi -Disciplinary Project Work (MDPW)



Creative  
solutions




Design  
Thinking



Critical &  
Inventive  
thinking

# Applied Learning Programme (ALP)



- Embark on 6 year progressive Computational Thinking integrated with Design Thinking curriculum
- Exposed to real world problems
- Design Thinking Process



# Physical & Aesthetics

- Arts Festival

- P5 Camp

- Art – Visual Arts/Artists

- RMPs Got Talent (showcase talents)

- Olympic Festival

- Sports Education Programme





Circle Time



Breakfast with Form Teachers

Foster well-being in our students and develop positive relationships through engaging and meaningful conversations.

Social & Moral



## School-Based Character & Citizenship Education Programmes



Build confidence  
in students' self-  
image through  
building of life  
skills and Social  
Emotional  
Competencies

## Social & Moral



# FRIYAY!@RMPS






- *Friyay ! @ RMPS* focuses on strengthening bonds and building friendships through play
- (7.15am to 7.40am)
- Educational games like Chess, Rubik cube, traffic rush, boggle, scrabble, Othello, Reversi

A cartoon illustration of a young boy with dark hair, wearing an orange t-shirt and blue shorts, jumping joyfully in the top left corner.

# Education Career Guidance (ECG)

A cartoon illustration of a young girl with dark hair in a ponytail, wearing a blue shirt and a red skirt, jumping joyfully on the right side.A cartoon illustration of a young girl with dark hair in pigtails, wearing blue overalls, jumping joyfully at the bottom right.

- Serves to build our students' aspiration (schools or career based on interest and strengths)
  - My SkillsFuture portal (explore education pathways & careers)
  - Career Talk – Invite speakers to share about their careers
  - Better understanding of the diverse range of occupations and know the relevant educational opportunities to lead to these careers.
- 
- A small yellow puzzle piece illustration in the bottom left corner.
- 
- A small red puzzle piece illustration in the top right corner.
- 
- A small orange puzzle piece illustration in the bottom right area.



## Annex D2: DOs and DON'Ts for the examinations

To ensure that your responses are captured or read clearly during marking, you should take note of the following Dos and Don'ts:

# DOs

### OPTICAL ANSWER SHEETS (OAS)

- ✓ Use a 2B pencil to shade the ovals.
- ✓ Shade the oval completely.
- ✓ Erase completely your wrongly shaded ovals or any unnecessary marks.



### ANSWER BOOKLET / ANSWER SHEET FOR WRITTEN PAPERS


- ✓ Use a 2B pencil to shade your multiple-choice questions (MCQ) ovals.
- ✓ Write your answers clearly with a blue or black ballpoint pen with 0.5mm tip size within the writing space provided.
- ✓ Cancel your errors made by crossing out your wrong word / sentence clearly.
- ✓ Erase completely your wrongly shaded MCQ ovals or any unnecessary marks outside the provided writing space.

# DON'Ts



- ✗ **DON'T** write your answers with pencil.
- ✗ **DON'T** use correction fluid or correction tape to avoid smudges.
- ✗ **DON'T** crumple, fold, tear, wet or damage your OAS, answer booklet/ answer sheet in any way.
- ✗ **DON'T** use a highlighter to highlight any part of your answer.
- ✗ **DON'T** make any unnecessary markings (e.g. write, draw, shade, etc) on any part of the OAS / answer booklet / answer sheet, other than on the ovals / writing space provided.
- ✗ **DON'T** deface (e.g. shade, colour, write, etc) the barcodes, QR Codes and skunk marks printed on the OAS / answer booklet / answer sheet.





**Direct School Admission for  
Secondary Schools (DSA-Sec)**

# Entering a secondary school



## PSLE/S1 Posting Process

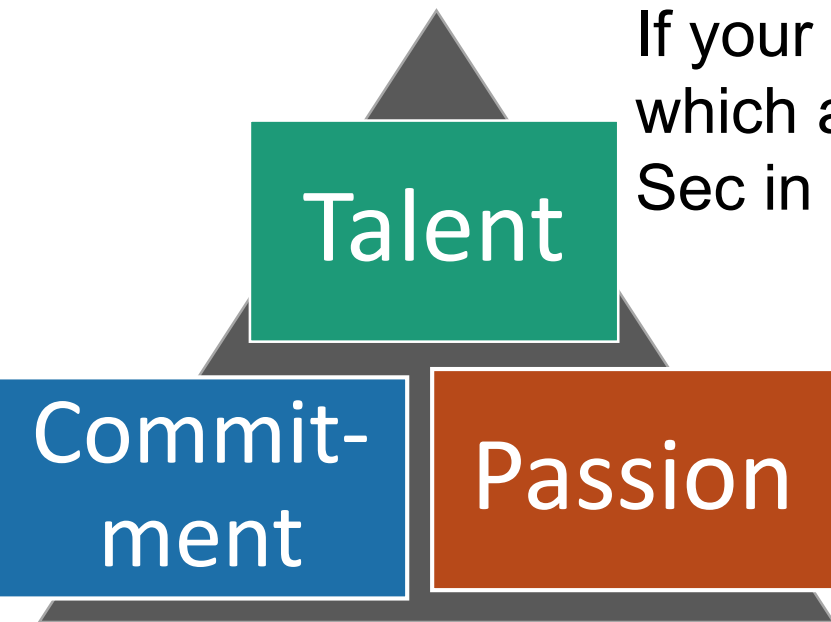
- Based on a student's **PSLE score**
- **Most students enter secondary schools this way**



## DSA-Sec

- Based on a diverse range of **talents and achievements in specific academic subjects or non-academic areas, beyond what the PSLE recognises**
- Allows students to **access school programmes to develop their talents**

# Is the DSA-Sec right for my child?



If your child has specific **talents** which a school offers the DSA-Sec in

And is **passionate** about and **committed** to developing his/her strengths and interests

DSA-Sec can support his/her development in that talent area.

# Features of the DSA-Sec Portal

## 1. Centralised online applications

- Applications will be centralised across all participating secondary schools
- The form will be **easy to fill** – you only have to key in contact details and your school and talent choices  
Optional: The portal will also allow you to indicate any non-school-based achievements and activities related to the talent areas you applied for.
- You **do not need to submit testimonials or hardcopy documents** to the secondary school during application.

## 2. Application using Singpass

- Parents can access the Portal via their SingPass login. Only one parent's SingPass login is required.
- Parents who are unable to access their SingPass can approach the primary school for assistance.

## 3. No application fees

- No fees charged for DSA-Sec application and selection.
- We encourage all students who are passionate about and committed to developing particular talents to apply, regardless of family backgrounds.

# Features of the DSA-Sec Portal

## 4. Making choices in the DSA-Sec portal

- Through the portal, you can easily identify schools that offer programmes for your child's talent area.
- You can indicate up to three choices. For each choice, you will need to choose a secondary school and a talent area from that school.
- The order of the choices does not matter during application.
- Of the three choices, up to two choices may be used to apply to the same school, for two different talent areas of that school. This is to cater to your child's multiple interests, and allow your child to choose different schools which can develop his/her strengths and interests.
- You and your child are encouraged to **consider your choices carefully**, and manage the time and effort participating in multiple trials and interviews.

**Note.** Students can apply separately to School of the Arts and Singapore Sports School, on top of the DSA-Sec choices made through the DSA-Sec Portal.

# Examples of Possible Choice Combinations

EXAMPLE 1	Talent(s)	School(s)	Your child can apply to <u>up to three different schools</u> , with no restrictions on the talent areas.
	Choir	School A	
	Choir	School B	
	Choir	School C	
EXAMPLE 2	Talent(s)	School(s)	If your child chooses two areas in one school, he/she can apply to <b>two different schools only</b> ,
	Choir	School A	
	String Orchestra	School A	
	Choir	School B	
EXAMPLE 3 (Not allowed)	Talent(s)	School(s)	Your child cannot use all three choices on one school. He/she can leave the third choice blank or choose another school.
	Choir	School A	
	String Orchestra	School A	
	Mathematics	School A	



Apply for DSA-Sec through **DSA-Sec Application Portal.**

Rank your offers, if you receive offers from multiple schools

June - August

Late-November

May - June  
(4 weeks)

Late-October

Shortlisting and selection by secondary schools. Each secondary school has different selection criteria for its categories and programmes. Schools will inform you of the selection outcome **by Aug.**

You will know whether you have been allocated to a school through the DSA-Sec, at the same time you receive your PSLE results.

# Things to note for Successful Applicants

- A student who indicates his/her preference for a school which had given him/her a Confirmed Offer will be guaranteed a place in the school, provided that he/she is eligible for the course (e.g. Express) which is offered by the school.
- Successful applicants will not be allowed to make any school choices during the Secondary One Posting Exercise. They are expected to honour the commitment to the posted DSA school for the duration of the programme admitted to.



# Things to note for Unsuccessful Applicants

- Unsuccessful DSA applicants or pupils who do not participate in the DSA Exercise must indicate their school choices(exercise 6 choices) at the Secondary One Posting Exercise by submitting their S1 Option Form (given together with PSLE results) through their primary schools or via the S1 internet System.
- These pupils will be able to opt for their preferred schools, including the schools that had not been able to offer them a place under the DSA Exercise.

## Please note:

- NUSHS, SOTA, SST & SSP do not participate in the S1 Posting Exercise.
- **Interested students can only apply through the DSA Exercise .**

# Integrated Programme (IP) Yr 1 to Yr 6

- Provides a six-year Secondary and Junior College (JC) education for academically-strong students who can benefit from a broader learning experience
- Students **do not need to take the GCE O-Level examination**

# Schools offering a 6 year programme leading to the A-Levels

- Catholic High School
- Cedar Girls' Secondary School
- CHIJ Nicholas Girls' School
- Dunman High School
- Hwa Chong Institution
- Nanyang Girls' High
- National Junior College
- Raffles Girls' School
- Raffles Institution
- River Valley High School
- Singapore Chinese Girls' School
- Temasek JC
- Victoria School

# **Schools offering a 6 year programme leading to International Baccalaureate (IB) Diploma**



- **Anglo Chinese School(I)**
- **Methodist Girls School**
- **Saint Joseph's Institution**
- **SOTA**
- **Singapore Sports School**

# Which school should my child apply to?

- Look for a school with **programmes that match your child's strengths and interests**
  - Schools are looking out for students whose interests and talents they can develop further.
  - Learn more about the secondary school's **pace of learning** and overall range of programmes
- **Get the latest information** about what each school offers by:
  - Visiting schools' websites
  - Attending schools' Open Houses to also experience their environments and cultures
  - Visiting the MOE's DSA-Sec website (will be updated around April 2022)

# DSA Support from school



- Dissemination of information on DSA – list of participating schools, their ALP and LLP and dates of open house (P5 & P6)
  - Secondary School Fair will include P5 students and will be conducted end March (better informed of schools' talent areas)
  - Briefing on DSA matters and application (P5 & P6)
  - Interview preparation for DSA applicants (P6)
- 
- 

# Thank you!

Year Head (Upper Primary):  
**Mdm Malar Govindan (Mrs Mani)**

Email Address:  
**malar\_vizhi\_govindan@schools.gov.sg**

CREDITS: This presentation template was created by  
**Slidesgo**, including icons by **Flaticon**, and infographics  
& images by **Freepik**





# Academic Heads' Address



# Form Teachers' Session

