



RMPS

Primary 4 Parents' Briefing

10 February 2023



All slides will be uploaded on the school's website



01

Vice Principal's Address

School's Direction &
Assessment Matters

03

Academic Heads' Address

Curriculum Matters

02

Year Head's Address

Level Programmes

04


Meeting the Form Teachers

Class Focus & Expectations



01

Vice Principal's Address




02

Year Head's Address



Expectations

1. Respect and Graciousness: In Words and Actions
2. Responsibility
3. Punctuality: Be in classroom by 7.40 am
4. Attendance: Every Day Matters



Start Right

- We set clear expectations for students.
- Ask your children about the Start Right rules for classrooms, hallways and recess.





Conduct and Consequences

Follow-up and Consequences

- The school recognises that students are children who are developing their empathy, self - responsibility, and self -discipline.
- Students who commit offences will be held responsible for their actions. Every effort will be taken to educate them, and help them to learn from their mistakes.

Consequences for Serious Offences

- When students commit more serious offences such as cheating, stealing, being openly defiant or fighting, the school can mete out consequences such as detention or suspension.
- Serious offences may also warrant a drop in the student's conduct grade. A student's conduct grade, awarded at the end of each semester. It is a form of recognition for good behaviour, or a reflection of a student's poor behaviour.



Conduct Grade



**Fair
or
poor**

These students will not be eligible for any school-based or national awards (e.g. Eagles, ECHA, Edusave).

Step down from leadership positions (e.g. Prefect, Class Monitor).

Students with adverse conduct grade may not be considered for DSA.



Holistic Education

Discover and nurture their strengths and interest, cultivate important values, and realise their potential to seize opportunities of the future



Physical

- Olympic Festival
- P4 Camp
- CCA

Cognitive

- Straight from the Heart
- MTL Fortnight
- Experiential Learning



Social & Moral

- Character Workshop
- Growth Mindset
- Make-a-Mark
- NE Commerations




Aesthetics


- Music– Garage Band
- Art – Digital Photography
- MBL
- RMPS Got Talent

Health & Safety

- Road Safety Talks
- Health Talks & Checks
- Fire/ Lockdown Drills

Multi-Disciplinary

- Multi -Disciplinary Project Work (MDPW)
 - STEAM Week
 - Fun with Learning @ RMPS
- 

The background is a light pink color with large, soft, white cloud-like shapes. Various colorful icons are scattered around: a red car at the top, a blue ball on the left, and several interlocking puzzle pieces in red, yellow, blue, and orange. At the bottom, two hands are shown; the left hand has a red smiley face on the palm, and the right hand has a red letter 'C' on the palm. The title text is centered within a large white cloud shape.

Primary 4

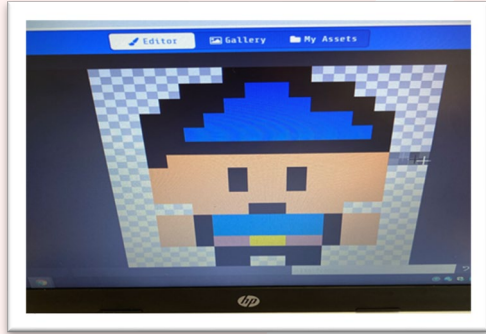
Key Programmes

Applied Learning Programme (ALP)




- Embark on 6 year progressive Computational Thinking integrated with Design Thinking curriculum
- Exposed to real world problems
- Design Thinking Process

Multi-Disciplinary Project Work (MDPW)

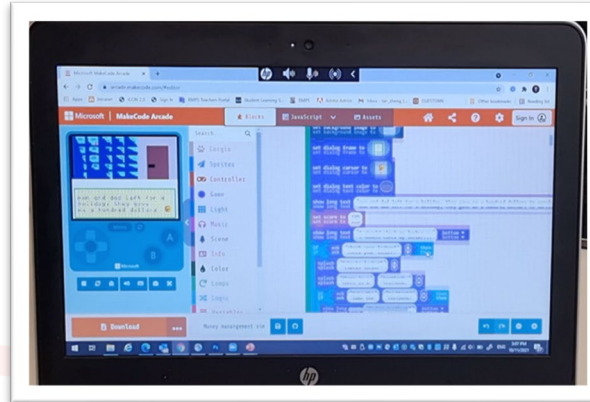


Design
Thinking


Critical &
Inventive
thinking



Creative
solutions



Multi-Disciplinary Project Work (MDPW)



Multi-Disciplinary Project Work (MDPW)



Celebration of
Learning



Arts Festival



Physical & Aesthetics



Olympic Festival





Art Museum-Based Learning





P4 Camp

Teamwork

Build resilience
and confidence

Basic first aid
and navigation skills

Social & Moral



Circle Time



Breakfast with Form Teachers

Foster well-being in our students and develop positive relationships through engaging and meaningful conversations.

School-Based Character & Citizenship Education Programmes



Build confidence in students' self-image through building of life skills and Social Emotional Competencies

FriYAY@RMPS



Focus on strengthening bonds and building friendships through play (7.15am to 7.40am)

- Educational games like Chess, Rubik cube, Traffic Rush, Boggle, Scrabble, Othello, Reversi



Annex D2: DOs and DON'Ts for the examinations

To ensure that your responses are captured or read clearly during marking, you should take note of the following Dos and Don'ts:

DOs

OPTICAL ANSWER SHEETS (OAS)

- ✓ Use a 2B pencil to shade the ovals.
- ✓ Shade the oval completely.
- ✓ Erase completely your wrongly shaded ovals or any unnecessary marks.



ANSWER BOOKLET / ANSWER SHEET FOR WRITTEN PAPERS

- ✓ Use a 2B pencil to shade your multiple-choice questions (MCQ) ovals.
- ✓ Write your answers clearly with a blue or black ballpoint pen with 0.5mm tip size within the writing space provided.
- ✓ Cancel your errors made by crossing out your wrong word / sentence clearly.
- ✓ Erase completely your wrongly shaded MCQ ovals or any unnecessary marks outside the provided writing space.

DON'Ts



- ✗ **DON'T** write your answers with pencil.
- ✗ **DON'T** use correction fluid or correction tape to avoid smudges.
- ✗ **DON'T** crumple, fold, tear, wet or damage your OAS, answer booklet/ answer sheet in any way.
- ✗ **DON'T** use a highlighter to highlight any part of your answer.
- ✗ **DON'T** make any unnecessary markings (e.g. write, draw, shade, etc) on any part of the OAS / answer booklet / answer sheet, other than on the ovals / writing space provided.
- ✗ **DON'T** deface (e.g. shade, colour, write, etc) the barcodes, QR Codes and skunk marks printed on the OAS / answer booklet / answer sheet.

Thank you!

Year Head (Middle Primary):
Mdm Wong Pauline (Mrs Toh)

Email Address:
pauline_wong@schools.gov.sg

CREDITS: This presentation template was created by
Slidesgo, including icons by **Flaticon**, and infographics
& images by **Freepik**