

Radin Mas Primary School

P1 e-Orientation

Note:

Please ensure that your mic is muted.

Do turn on your video so that we can see all your friendly faces!

12 November 2021

PROGRAMME

Time	Activity
2.00 pm	WELCOME <ul style="list-style-type: none">• Principal's Address• Year Head's (Lower Primary) Address
2.30 pm	ESTABLISH <ul style="list-style-type: none">• Introduction• Games EXPLORE <ul style="list-style-type: none">• School Tour• School Programme EXCITE <ul style="list-style-type: none">• Quiz
3.15 pm	Questions & Answers
3.30 pm	End of session





Address by School Leader

Mr Farizal

Principal, Radin Mas Primary School

Primary 1 2021 Parent's Briefing



WELCOME

— TO THE —

FAMILY



Primary education

- ▶ Formative years
- ▶ Early stages of learning
- ▶ Discovering talents and abilities



Aims of primary education

- ▶ Lay a strong foundation
- ▶ Nurture well-rounded individuals and passionate lifelong learners
- ▶ Prepare the child for the future



Our Vision

A School Where All Work Hard, Play
Hard & Make A Mark



Our Vision



Work Hard

- Holistic Development (Academic & Non Academic)
- Self-Directed Learners
- To always push themselves
- Grit/Resilience



Play Hard

- Positive school experiences.
- Combination of both structured play and unstructured play
- Build positive ties
- Develop passion, interest and talents



Make A Mark

- Discovering passion, interests and talents.
- Internalising the school values.
- Strong sense of advocacy.
- A spirit of dare and continuous learning.



Our Mission

- ▶ TO DEVELOP EACH CHILD HOLISTICALLY, EQUIPPING HIM WITH THE COMPETENCIES FOR THE FUTURE



Desired Outcome of Education



Learn for Life

- ▶ To reduce the emphasis on academic pursuit or stress.
- ▶ Broadening the definition of success to incorporate talent meritocracy.
- ▶ To front holistic growth and character development.
- ▶ To stress on the importance of learning for life.

- ▶ Learn for Life Initiative at PI.
 - ▶ No examinations
 - ▶ No weighted assessments
 - ▶ Focussing on formative assessment



RADIN MAS EXPERIENCE

- ▶ **Applied Learning Programme(ALP):** Nurturing 21st Century Competencies through Computational Thinking With Design Thinking
- ▶ **Learning for Life Programme(LLP):** G.R.I.T@ RMPS
- ▶ **Multi-Disciplinary Project Work**
- ▶ **Positive Education@ RMPS**



Our Values

- ▶ **R**espect For Self And Others
- ▶ **A**lways Be Gracious
- ▶ **D**esire For Learning
- ▶ **I**gnite Creativity And Innovation
- ▶ **N**ever Give Up
- ▶ **M**aximize Potential
- ▶ **A**im For Excellence
- ▶ **S**tand Up For Integrity



PRIMARY 1 IN RADIN MAS

Developing strong
literacy and
numeracy rates

Identification and
developing of
talents

Working well
with peers

Building self
confidence and
independence

Cultivating
positive habits
and routines.

Joy of learning



Supporting your child's transition through

Primary 1

Build a caring home environment to nurture the social and emotional skills of your child using these S.A.F.E. tips.

SUPPORT

- Commit some time every weekend to **play games** and **have fun** together.
- **Visit places** or take part in events that **both of you enjoy**.
- **Encourage** your child to make **new friends**.
- Try out **FTGP*** Family Time activities.

AFFIRM

- **Encourage** your child when he makes **observations**.
E.g. Say "That's interesting!" and ask why he/she said that.
- **Recognise small successes**. E.g. Say "You've made another new friend in class - well done!"

FAMILIARISE

- **Find out** what primary schools have in store for students these days.
- Do practical things to **ease** your child **into new routines**.
E.g. Plan daily routines together, teach your child new habits like packing his/her bag.

EMPATHISE

- **Teach** your child words that **describe feelings**.
- **Acknowledge** your child's **emotions**.
E.g. "It's okay to feel anxious about starting school."
- **Understand** your child's **needs**. E.g. Start bedtime early. Children need a lot of sleep.

*Form Teacher Guidance Period

Spend Time Chatting.
Use T.A.D.

Talk

Talk about fond memories of your own school days.
E.g. What you did in Primary One; kind teachers and cheeky classmates you had.

Ask

Ask about his/her thoughts and feelings about the school.
E.g. FTGP* activities; when he/she felt happiest.

Discuss

Discuss together what can be done if he/she has worries at school.
E.g. Explore how people deal with conflicts.

QUICK TIPS

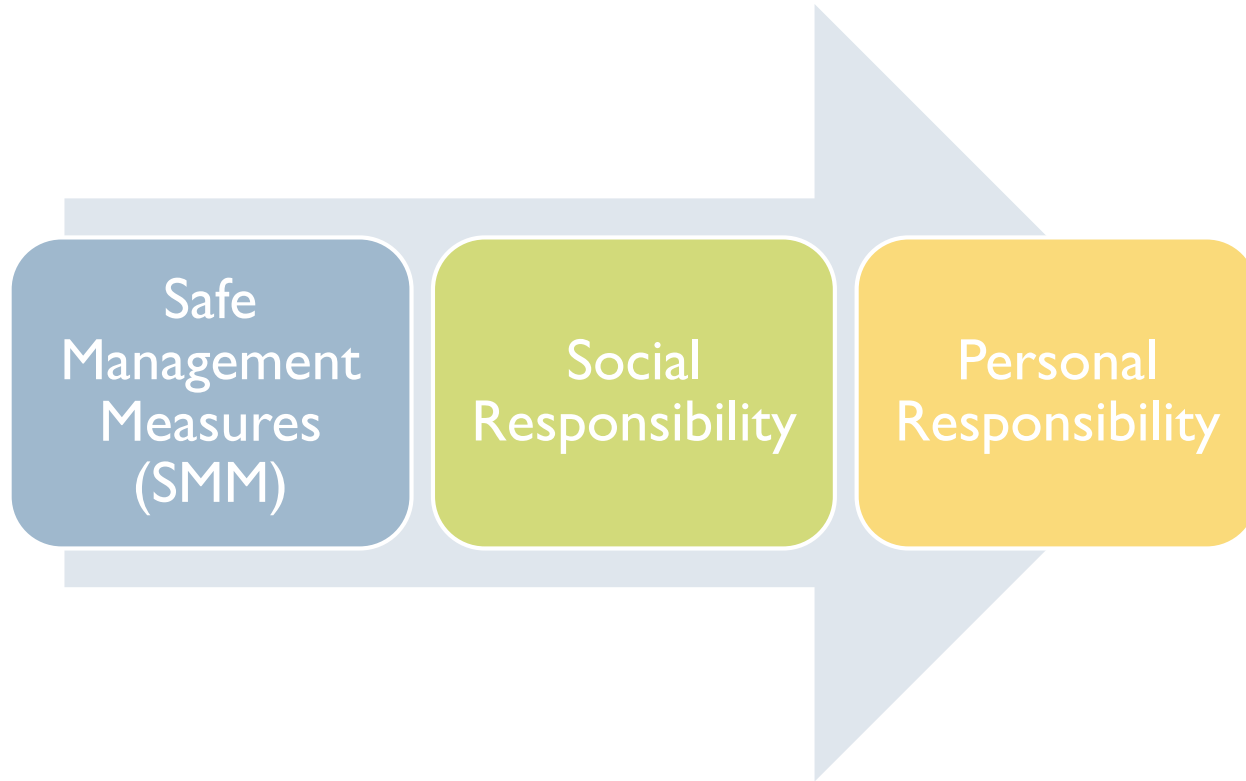
- **Listen without interrupting.**
- **Nod your head and ask questions** to show interest and affirmation.

These tips may be used with children of other ages too; it depends on each child's needs. Using these tips as your child journeys through the school years can help ease anxiety and worries, and build warmer and closer relationships at home.

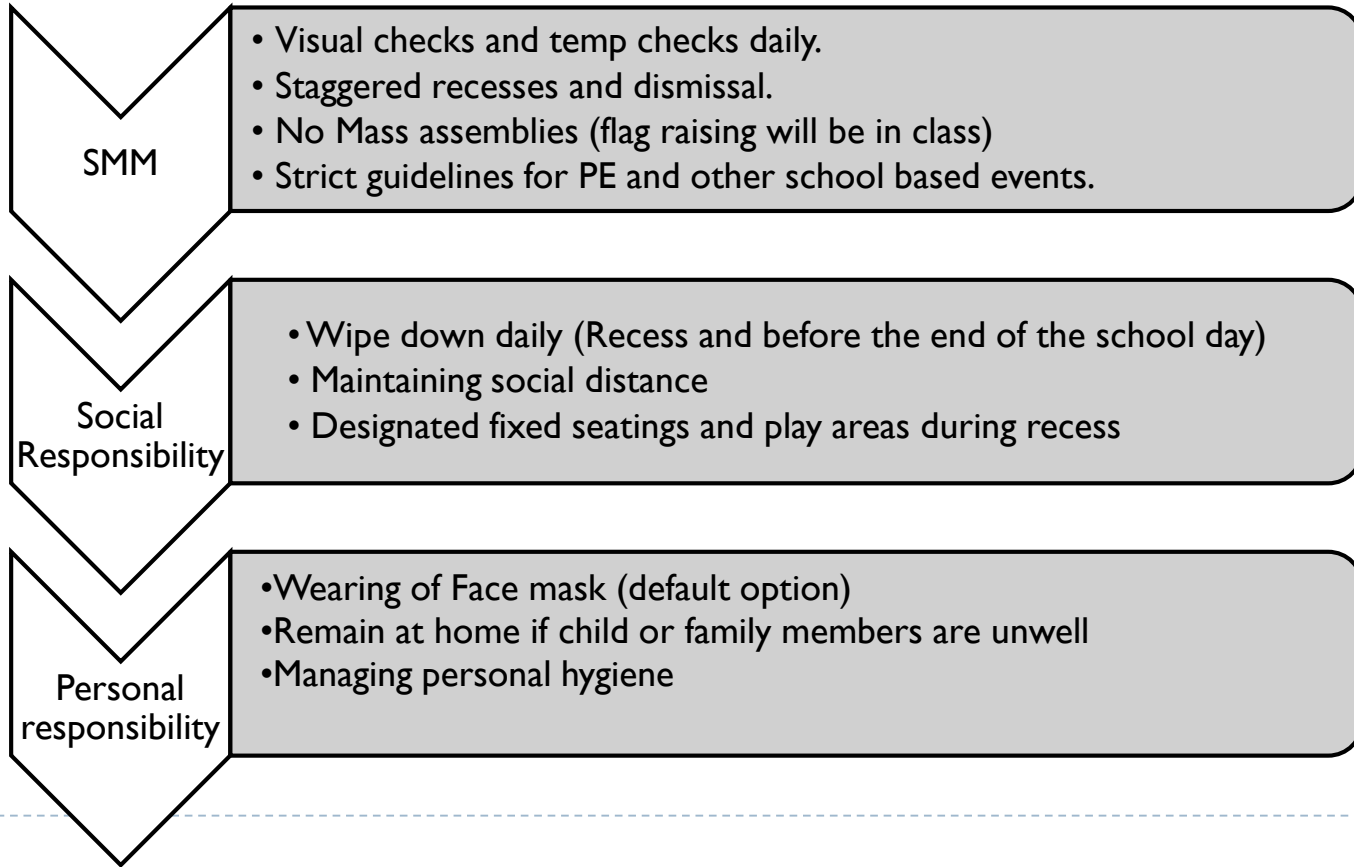


Ministry of Education
SINGAPORE

Managing Covid-19 together (Three pronged approach)



Managing Covid-19 together



THANK YOU!





Ministry of Education
SINGAPORE

A GREAT START TO PRIMARY SCHOOL



OVERVIEW

1 What Is It Like
in Primary School?

3 School-Home
Partnership



2 Transition to Primary 1

WHAT IS IT LIKE IN SCHOOL?

Subjects taken at P1

1. English Language
2. Mother Tongue Language
3. Mathematics
4. Social Studies
5. Art
6. Music
7. Physical Education
8. School Based Curriculum
9. Programme for Active Learning



WHAT IS IT LIKE IN SCHOOL?

Holistic Assessment

- Focuses on building greater confidence and nurturing a stronger intrinsic motivation to learn so as to develop your child's potential
- No examinations and weighted assessments at P1 & P2 to ease your child into formal schooling.
- Use of appropriate assessment modes to provide useful information to support students' learning and holistic development



WHAT IS IT LIKE IN SCHOOL?

Holistic Assessment

SUBJECT	SEMESTER 1
English Language	
Listening: Listen attentively and follow simple instructions.	Accomplished
Reading: Demonstrate basic word recognition skills (e.g. know the letters of the alphabet; able to pronounce words accurately).	Competent
Reading: Read aloud Primary 1 texts (e.g. STELLAR texts) with accuracy, fluency and expression.	Competent
Writing: Demonstrate writing readiness and handwriting skills such as letter formation, placement, sizing and spacing.	Competent
Writing: Write a simple paragraph of at least 3 sentences to recount appropriately sequenced events.	Developing
Chinese Language	
Listening: Listen attentively to short, simple spoken content related to daily life.	Accomplished
Speaking: Speak with correct pronunciation using vocabulary and sentence structures from Primary 1 texts.	Competent
Reading: Recognise characters taught in Primary 1.	Competent
Writing: Write words, phrases and simple sentence(s) about daily life with guidance.	Competent

SUBJECT	SEMESTER 1
Mathematics	
Understand numbers up to hundred.	Competent
Understand addition and subtraction.	Developing
Add and subtract numbers.	Developing
Social Studies	
Recognise that everyone is unique.	Accomplished
Describe people, places and events by making careful observations, with teacher guidance.	Competent
Ask questions to learn more about self, people and places.	Competent

SUBJECT	SEMESTER 1
Art	
Identify simple visual qualities in what they see around them.	Competent
Ask questions about what they see.	Competent
Share their imagination, thoughts and feelings through art making.	Accomplished
Show interest in looking at a variety of artworks.	Competent
Talk about what they see, feel and experience using basic art vocabulary of elements and principles of design such as lines, shapes, colours, patterns and proportion.	Developing
Music	
Perform Music (e.g. a variety of children's songs, folksongs) in both instrumental and vocal settings, individually and in groups, focusing on simple rhythm, pitch, tempo and dynamics.	Competent
Listen and respond to Music.	Competent
Appreciate Music from local and global cultures.	Competent

Preparing for School

P1 Reporting and Dismissal Time

	Mon - Thurs	Fri
Reporting Time	7.35 am	
Recess	10.15 am – 10.45 am	
Dismissal Time	1.30 pm (Staggered dismissal 1.00pm)	1.15 pm (Staggered dismissal 12.45pm)



1st Week of School

First Day of School

4 January 2022, Tuesday

(Can be accompanied by 1 parent who is fully vaccinated)

Day	Reporting Time	Dismissal Time
4 Jan 2022, Tues	0735 hrs	1230 hrs
5 Jan 2022, Wed	0735 hrs	1300 hrs
6 Jan 2022, Thurs	0735 hrs	1300 hrs
7 Jan 2022, Fri	0735 hrs	1245 hrs

Dismissal: Bukit Purmei Side Gate, Student care, School bus

Preparing for School

Snack Break

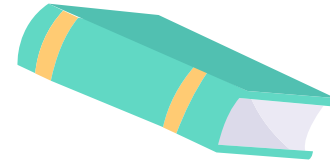
- 10 mins snack time at about 12.15 pm
- Prepare a simple dry snack eg. bread, banana, grapes, biscuits in a lunchbox
- Try out “snack time” at home!



Preparing for School


First day of school

What to pack	What to wear
<ol style="list-style-type: none">1. Pencil case2. Colour pencils3. Water bottle4. Pocket money5. A story book6. A healthy snack7. An extra face mask8. Trace Together Token	<ol style="list-style-type: none">1. PE Attire2. White school shoes and socks



Safe Management Measures

- **Screening processes**
 - School buses, entrances and classrooms
 - Staff and visitors
- **Practising Good Hygiene**
 - Washing of hands
 - Wipe down routines
- **Practising Social Responsibility**
 - Staying away when unwell
 - Wearing of masks
 - Safe distancing
- **Minimise Intermingling**
 - Fixed individual seating



TRANSITION TO PRIMARY 1

When your child enters primary school, they will experience:



Transition to Primary 1


- e-Orientation
- P1 Orientation week
- Getting to know you games
- Classroom routines
- School tour
- FTs support during recess






TRANSITION TO PRIMARY 1

What are the tasks that your child should be able to do independently?

- Personal hygiene eg. going to the toilet, hand washing, tying shoelaces, buttoning their shirt/blouse/uniform
 - Looking out for traffic
 - Organising school bag
 - Counting money and receiving change
 - Asking for permission
- 



HOW CAN I PREPARE MY CHILD FOR PRIMARY 1?

- Relating to others
 - Developing good habits
 - Nurturing positive learning attitudes
 - Creating a conducive learning environment at home
- 

SCHOOL-HOME PARTNERSHIP

Communicating with your child's teacher

- Have regular conversations with teachers in both academic and non-academic areas
- Work with the teachers to help your child respect differences and resolve disagreements amicably.
- Check the teachers' preferred mode of communication
- Understand that teachers may not be able to respond to your queries immediately.



Let's have some fun!!!



BREAKOUT SESSION





Q & A



FAQs

1. How can I sign up for school bus services?
2. How can I sign up for school-based student care?
3. What do the children do at student care? Will the student care provide extra lessons for my child?
4. Are the P1 classrooms on the ground floor?
5. What does my child need to bring to school for the first week of school?
6. Will there be home based learning? What do I need to prepare for HBL?
7. What CCAs does RMPS offer?
8. Should I send my children for enrichment classes?

For any clarifications



rmmps@moe.edu.sg

WE ARE HERE TO SUPPORT YOU!



www.instagram.com/moesingapore



www.instagram.com/parentingwith.moesg



www.facebook.com/moesingapore



www.youtube.com/moespore



**YOUR CHILD IS READY.
ARE YOU?**