

A vibrant title card for 'Primary 1 Mother Tongue Languages'. The background is a light blue wall with a string of red, orange, and yellow pennant flags at the top. In the center is a large black chalkboard with a wooden frame. On the chalkboard, the title 'Primary 1 Mother Tongue Languages' is written in white. Surrounding the text are green chalk-drawn icons: a checkmark, a paint palette, a ruler, a musical note, a beaker, and the mathematical expression $\sqrt{x.y}$. At the bottom, there are two wooden desks. The left desk holds two books (one red, one orange) and a white rolled-up paper. The right desk holds a pencil holder with an orange pencil and a ruler, and two books (one orange, one red).

Primary 1

Mother Tongue Languages



Department Vision

Every student an engaged
and effective communicator of
the Mother Tongue language.

P1 Learning OUTCOMES

Skills	Learning Outcomes
Listening	1. Listen attentively to short, simple spoken content related to daily life .
Speaking and spoken interaction	2. Speak with correct pronunciation using vocabulary and sentence structures from Primary 1 texts. 3. Ask and / or respond to simple questions related to daily life .

P1 Learning OUTCOMES

Skills	Learning Outcomes
Reading	<p>4. Recognise characters taught in P1. (CL)/ Recognise words taught in P1. (ML)/ Recognise letters and words taught in P1. (TL)</p> <p>5. Read aloud P1 texts with accuracy.</p> <p>6. Understand P1 texts and are able to identify some details with guidance.</p>
Writing	<p>7. Write words, phrases and simple sentence(s) about daily life with guidance. (CL & ML) Write words and simple phrases with guidance. (TL)</p>

Platforms for checking learning

Listening

- Picture Matching
- Listening Comprehension
- Understand instructions

READING

- Reading aloud
- Character/ Word/ Letter Recognition
- Reading Comprehension
- Termly Unit Reviews

Speaking

- Let Me Speak
- Experiential Learning
- Book Talk
- Engage in a Conversation

WRITING

- Write a sentence/ sentences on a picture
- Spelling
- Termly Unit Reviews



Department key programmes

Experiential Learning

- Create an authentic learning environment to make learning of MTLs come alive
- Acquire oral communication skills through fun and engaging authentic activities conducted during lessons



Department key programmes

Let Me Speak

- To create a platform for students to apply the vocabulary and sentence structures learnt
- To develop students' confidence in speaking

Department key programmes

MTL Fortnight

- To nurture students to be proficient users of the MTLs and enrich their learning in school through fun activities
- To provide a platform to let students showcase their work



CL: Story Telling & Bookmark Making



Department key programmes

Joy of Reading

- Silent Reading (Every Wed & Thur before flag raising)
- e-Books (CL) <https://www.ezhishi.net/contents/>
- Class Library
- Post Reading Activities
- Book Talk

Post Reading Activities

Draw It Out (2)

我的阅读报告

姓名: 沈恩宇 班级: 1D

书名: 见面 作者: e Z hishi

我看了书, 还学会下列词语:


互相


摇摇


石並石並


尖

请你把最喜欢的故事角色画出来



Write It Out (2)

Laporan Membaca

Nama: Marjanah Kelas: 1D

Tajuk Buku: Leila dan Umar Berhari Raya

Penulis: Ummi Isa dan Nura J

Hari Raya Aidilfitri disambut
Latar Pada 1 Syawal tahun
Hijrah.

Masa Pagi Hari
Raya

Watak Leila dan Ummi
Umar dan
Mama

Cerita ini mengajar saya ...
Tidak baik bergaduh di pagi
Raya. Kita harus bersalam-
salaman dan minta maaf.


Draw It Out (2)


என் வாசிப்பு அறிக்கை


பெயர்: சு. இலா வகுப்பு: 1A


நூலின் தலைப்பு: சு. இலா நூலாசிரியர்: அழகன்

நான் கற்றுக்கொண்ட புதிய சொற்கள் / சொற்றொடர்கள்:



அறிந்து


நா.


சுறாமின்


சுயூத

இந்தக் கதையில் உனக்குப் பிடித்த பகுதியை வரையவும்





Department key programmes

Reading Support Programme

- Equip students with high frequency vocabulary and sentence structures through reading to develop their listening and speaking skills
- Conduct outside curriculum time for CL

HOW CAN Parents support child in learning

Listening & Speaking

- Increase the exposure time of using MTL at home
- Converse in MTL with child regularly
- Tap on physical and digital resources to learn
- Watch suitable TV programmes in MTL
- Listen to radio programmes

reading

- Revise the Chinese characters/ Malay & Tamil words taught
- Get your child to read aloud the P1 texts with you
- Use 5W+1H to strike a conversation with the child about the text read
- Read MT story books (Important)

WRITING

- Write card/ journal/ short notes

MTL ONLINE LEARNING RESOURCES

- 推广华语理事会

<https://www.mandarin.org.sg/en>

- 小学华文辅助读物推荐书目

<https://www.cpcil.sg/resources/reading-group>

- Malay Language

Malay Folklore stories app by MLLPC

- Tamil Language Learning Website

<http://www.noolagam.com/>



Teacher-parent partnership



**Make Mother Tongue a Living Language.
Create an environment for the child to apply
what he/she has learnt in daily life.**

Mdm Lau Wai Ping

lau_wai_ping@schools.gov.sg



THANK YOU

CRÉDITOS: Esta plantilla para presentaciones es una creación de Slidesgo, e incluye iconos de Flaticon, infografías e imágenes de Freepik

