

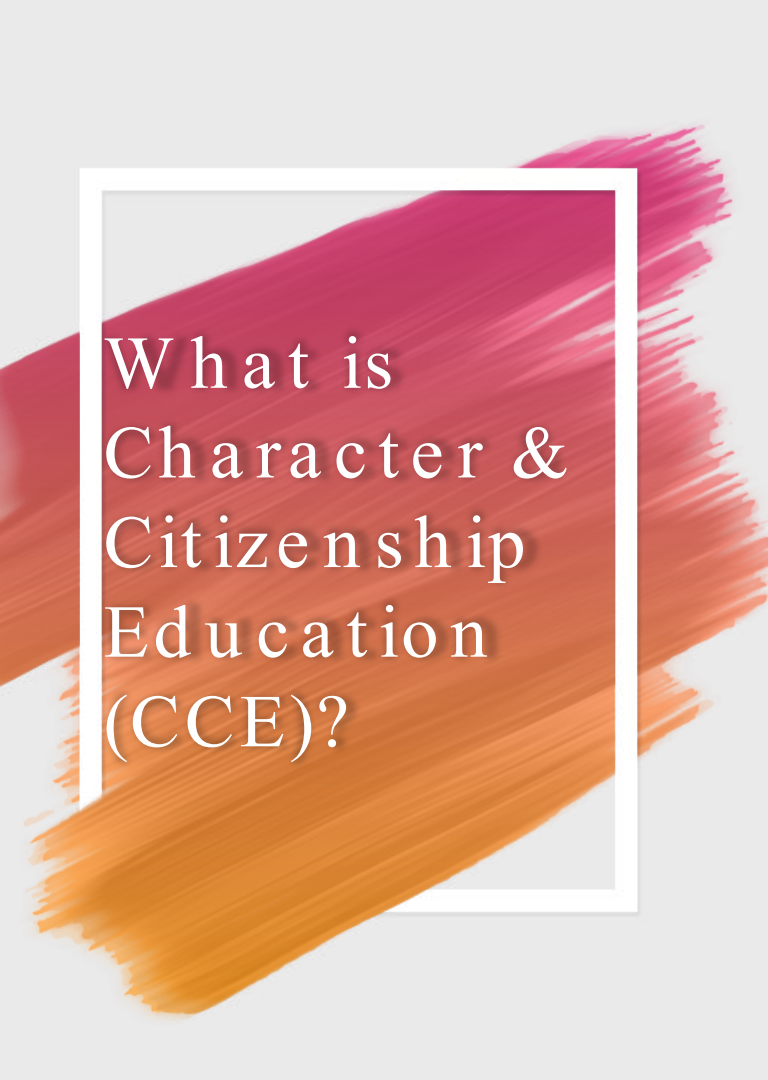
Character & Citizenship Education

P1 PARENTS' TALK 2021

Mdm Marianna, HOD CCE

marianna_bt_mohamad_hanafi@schools.gov.sg

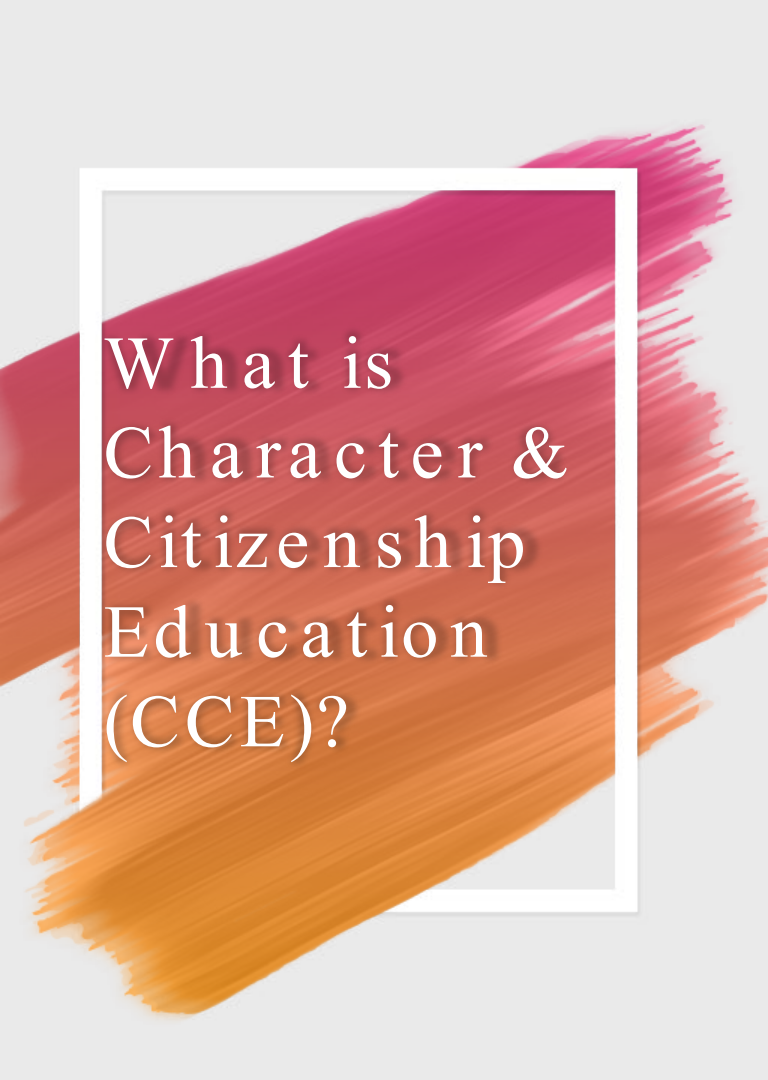
Contact the general office @ 6273 3937



What is Character & Citizenship Education (CCE)?

*“Our education system must ... nurture Singapore citizens of **good character**, so that everyone has the **moral resolve** to withstand an uncertain future, and a **strong sense of responsibility** to contribute to the success of Singapore and the well-being of fellow Singaporeans.”*

Mr Heng Swee Keat

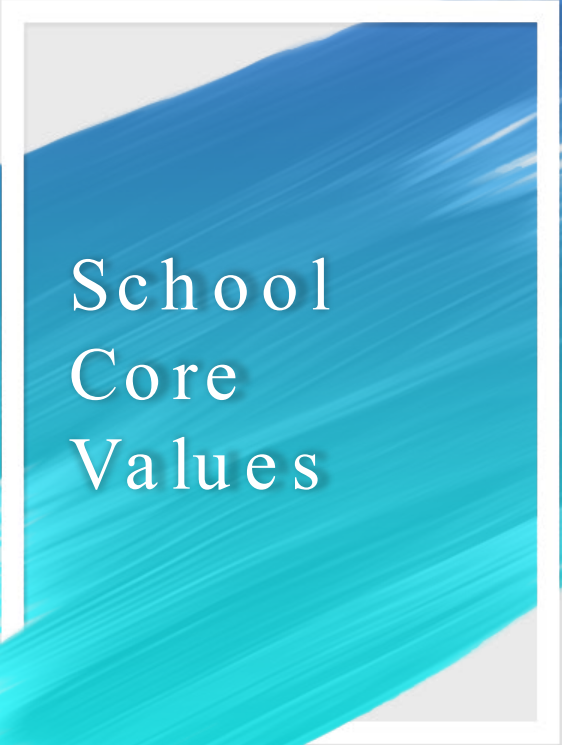


What is Character & Citizenship Education (CCE)?

In CCE, students learn:



- to be responsible to family and community
- understand their role in shaping the future of our nation



→ **Teaching the students to care for others and be respectful.** We also inculcate community values and build competencies to be good and useful citizens.




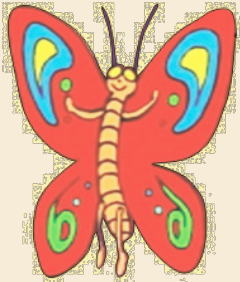
School Core Values


- Values are **fundamental** for a person with good character and a useful citizen of Singapore.
- They guide students to discern between right and wrong, help them to make responsible choices and become more aware of their roles in society.

School Core Value	RMPS Mascot	Behavioural Indicators
Respect for Self and Others	 <p>Scott (Squirrel)</p>	<ul style="list-style-type: none"> • Be polite to everyone • Show care for the environment • Listen attentively to understand others • Accept the unique qualities that exist in self and others
Always Be Gracious	 <p>Dexter (Dolphin)</p>	<ul style="list-style-type: none"> • Be well-mannered • Put others before self • Be kind and considerate • Encourage others to do his best

School Core Value	RMPS Mascot	Behavioural Indicators
Desire For Learning	 <p data-bbox="653 582 772 612">Oli (Owl)</p>	<ul style="list-style-type: none"> • Be self-motivated • Be curious and inquisitive • Be an independent learner • Engage in continuous learning
Ignite Creativity and Innovation	 <p data-bbox="637 934 792 965">Buzz (Bee)</p>	<ul style="list-style-type: none"> • Dare to dream • Be enterprising • Dare to do things differently • Look for better ways of doing things

School Core Value	RMPS Mascot	Behavioural Indicators
Never Give Up	 <p data-bbox="600 616 830 656">Harrods (Horse)</p>	<ul style="list-style-type: none"> • Keep on trying • Accept failures as challenges • Comes back stronger in the face of failure • Be determined and persistent in pursuit of one's goals

School Core Value	RMPS Mascot	Behavioural Indicators
Maximize Potential	 <p data-bbox="585 639 846 672">Beatrice (Butterfly)</p>	<ul style="list-style-type: none"> • Overcome one's weaknesses • Work and enhance one's strength • Use talents and skills to the fullest • Be committed to achieving one's goal
Aim for Excellence		<ul style="list-style-type: none"> • Take pride in one's work • Set targets to challenge oneself • Strive for the best in all that one does • Find your passion and leave your mark in the world

School Core Value	RMPS Mascot	Behavioural Indicators
Stand Up for Integrity	 <p data-bbox="643 691 788 721">Leo (Lion)</p>	<ul style="list-style-type: none"> • Be honest at all times • Own up to one's mistake • To stay true to one's beliefs and values • Have the courage to uphold righteousness

CCE Curriculum for Primary 1

30 hours of
CCE Lessons
Conducted in
MT Languages

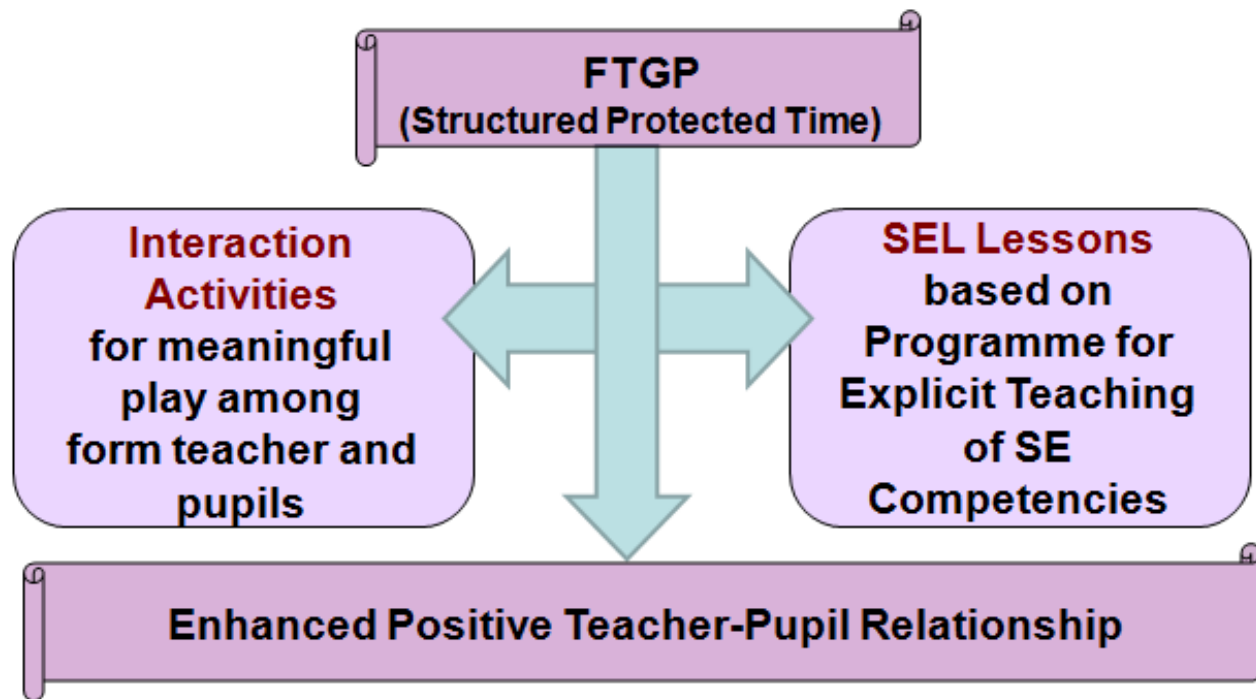
15 hours of
FTGP
Conducted by
the Form
Teachers

15 hours
School-based
CCE



PAL Lesson, Weekly
assembly, Character
Workshops, NE
Commemorations,
etc.

The FTGP Concept



Social & Emotional (SE) Competencies

Self-Awareness

A person who understands his own emotions, strengths, inclinations and weaknesses is able to develop positive self-concept and self-worth.

Social and Emotional Competencies

Social Awareness

A person who has social awareness is able to accurately discern different perspectives, recognise and appreciate diversity and demonstrate empathy and respect for others.

Self-Management

A person who manages himself effectively is able to manage his own emotions, exercise self-discipline and display strong goal-setting and organisational skills.

Responsible Decision Making

A person who makes responsible decisions is able to identify and analyse the implications and consequences of decisions made based on sound moral considerations.

Relationship Management

A person who manages relationships well is able to establish and maintain healthy relationships through effective communication and is able to work with others to resolve conflicts.

A large, expressive green brushstroke graphic that sweeps across the top and left side of the slide, framing the title and extending towards the main text area.

CCE Curriculum for Primary 1

Students' life experiences as possible contexts

- Students learn more effectively when they process new information or knowledge in a context that is familiar to them, so that they can recognize what values and social and emotional competencies look like in practice.
- Values are both taught and caught.
- Parents as key partners.



Medical / SEN Conditions

- If your child has any medical / SEN conditions, please approach me or the FTs.
- Arrange a time for us to talk about how school and home can support the child.
- Support staff in school:
 - AED (Learning & Behavioural Support)
 - School Counsellor
 - Teachers trained in Special Needs (TSNs)



Safe Management Measures

- Daily temperature taking. Trigger temperature – 38 °C
- Fixed group seating in the classrooms and canteen, max. 8 students in a group.
- Wipe Down Routines – in the classroom, canteen and after PE lessons.
- Minimal intermingling of students – assigned recess play areas.
- Emphasis on regular handwashing – soap and tissue in all classrooms.

		4D	5D	3D	6D
		26		21	


Labelled canteen seats.

Wipe Down Routine

1. Soap Up

- Clear the table of plates and food scraps
- Take a paper towel or tissue paper and pump soap solution on it.


① PUMP
THE SOAP



2. Wipe

- Wipe the area you have used with the wet paper towel or tissue paper.


② WIPE
THE TABLE



3. Throw

- Throw the used paper towel or tissue paper into the nearest rubbish bin.


③ THROW THE TISSUE



4. Wash

- Wash hands with soap and water at the canteen wash basins.
- Dry hands using paper towels after washing.

④ WASH YOUR HANDS





Snack Time

- Promote well-being of students
- 12.15 – 12.30 pm daily (15 mins)
- Lessons will still be ongoing
- **Light, healthy and dry snacks only**
- Do pack the snacks in a small lunch box.

A clear plastic water bottle with a green handle and a green cap, partially filled with water. The bottle has a textured, ribbed design and a green strap around the middle. The cap is a flip-top style. The bottle is shown against a white background.



Ad m in Matters – Snack Time





Home - School Partnership

- Daily routines – eg. Establishing a timetable at home, checking the student diary for homework, etc.
- Capitalize on teachable moments
- Support CCE-related Tasks eg. VIA home task, Interview With Parents.
- Ensure that students have spare masks in their bags, and if they are unwell, bring them to a doctor.

Home-School Partnership





thank
you